



L'Anse Creuse Public Schools

Clinton Township, MI

**Bid Package 25-01 : Flooring Replacement at Lobbestael,
Tenniswood & Yacks Elementary Schools**

ADDENDUM NO. 1

January 28th, 2025

Total Pages - 42 pgs.

Barton Malow Write Up - 2 pg.

Partners in Architecture Write Up - 2 pgs.

Drawings - 38 pgs.

MEMORANDUM**ADDENDUM NO. 1**

Client: L'Anse Creuse Public Schools

Project Name(s): Flooring Replacement at Lobbestael, Tenniswood & Yacks Elementary Schools

Bid Package No.: 25-01

Issue Date: January 28th, 2025

Bid Due Date: February 3rd, 2025 @ 11:30 a.m. (Building Connected)

Mandatory Post Bid February 4-5th, 2025

All requirements contained in the Contract Documents shall apply to this addendum no. 1 and the general character of the work called for in this addendum shall be the same as originally set forth in the applicable portions of the contract.

This addendum no. 1 is hereby made a part of the contract documents and shall assume its position of relevance in the contract documents.

- General
 - **Bid Due Date has been revised to:**
 - Monday February 3rd, 2025 at 11:30AM
 - **Work Scope Changes/Clarifications:**
 - Increase Allowance at each school from \$10,000 to \$15,000.
 - Contractor is to install new rubber base on existing corridor locker bases.
 - Moving of FF&E is to be completed by others.
 - Contractor is to install all metal floor transitions added in the room finish schedule per the plans and specifications.
 - **Drawings: Updated Drawings:**
 - Lobbestael Elementary
 - Sheet A0-03 has been revised
 - Sheet A1-01 has been revised
 - Sheet A1-02 has been revised
 - Sheet A1-03 has been revised
 - Sheet A9-01 has been revised
 - Sheet A9-02 has been revised
 - Sheet A9-03 has been revised

- Tenniswood Elementary
 - Sheet A0-03 has been revised
 - Sheet A1-01 has been revised
 - Sheet A1-02 has been revised
 - Sheet A1-03 has been revised
 - Sheet A9-01 has been revised
 - Sheet A9-02 has been revised
 - Sheet A9-03 has been revised
- Yacks Elementary
 - Sheet A0-03 has been revised
 - Sheet A1-01 has been revised
 - Sheet A1-02 has been revised
 - Sheet A1-03 has been revised
 - Sheet A9-01 has been revised
 - Sheet A9-02 has been revised
 - Sheet A9-03 has been revised
- **Specifications:**
 - Spec section 000200 Material Schedule has been revised
 - Spec section 012300 Alternates has been revised
- **Alternates:**
 - Alternate A7 has been eliminated entirely
 - Alternate A4 added additional rooms (A120, A121, C113)

ADDENDUM No. 1

Project Name: 2024 Bond Projects – Bid Pack 25-01
Flooring Replacements Phase 1

Addendum No: One (1)

Issue Date: January 24, 2025

PIA Project #: 24-141

Project Location: Lobbestael Elementary, Tenniswood Elementary, Yacks Elementary

To the Contract Documents for the School Additions & Renovations project.

This Addendum forms a part of the above-described Contract Documents and supersedes supplements or clarifies parts thereof to the extent defined by the terms set forth in this Addendum.

This document consists of (2) typed pages and the following Specification and Drawing attachments:

Drawings: Sheets:
Lobbestael – A0-00, A0-03, A1-01, A1-02, A1-03, A9-01, A9-02, A9-03
Tenniswood - A0-00, A0-03, A1-01, A1-02, A1-03, A9-01, A9-02, A9-03
Yacks - A0-00, A0-03, A1-01, A1-02, A1-03, A9-01, A9-02, A9-03

Specifications: 000200, 012300

DRAWING REVISIONS

24-141A Lobbestael Elementary:

Item A1 A0-03 - Revised floor finish designations as indicated
Item A2 A0-03, A1-02, A9-02 – Added Clinic B107 to scope
Item A3 A0-03 - Revised floor transition details
Item A4 A0-03, A9-02 – Moved stage stairs in Cafeteria from Alternate 2 to base bid.
Item A5 A1-01, A1-03 - Clarified locations of ¼ round demolition
Item A6 A1-02 – Revised demolition in vestibule to be Ceramic Tile
Item A7 A1-02, A9-02 – Added demolition of floor equipment sleeves from Cafeteria
Item A8 A9-01, A9-03 – Clarified locations of pattern detail and line weight in pattern detail.
Item A9 A9-01, A9-02, A9-03 – Added transitions to all exterior doors – Refer to keynote 8
Item A10 A9-02 – Added keynote 16 and 17 to cafeteria stairs
Item A11 A9-02 – Added transitions in small cafeteria alcoves
Item A12 A9-02 – Added new area of walk-off carpet in cafeteria
Item A13 A9-03 – Added expansion joint cover to project
Item A14 A9-03 – Clarified game line colors in gymnasium

24-141B Tenniswood Elementary:

Item B1 A0-03 - Revised floor finish designations as indicated
Item B2 A0-03, A1-02, A9-02 – Added Clinic B107 to scope

L-Anse Creuse Public Schools
2024 Bond Projects – Bid Pack 25-01, Flooring Replacements Phase 1
Addendum No. 1
January 24, 2025
Page 2

Item B3	A0-03 - Revised floor transition details
Item B4	A0-03, A9-02 – Moved stage stairs in Cafeteria from Alternate 2 to base bid.
Item B5	A1-01, A1-03 - Clarified locations of ¼ round demolition
Item B6	A1-02, A1-03 – Removed wall base adjacent to existing terrazzo in corridors
Item B7	A1-02, A9-02 – Added demolition of floor equipment sleeves from Cafeteria
Item B8	A9-01, A9-03 – Clarified locations of pattern detail and line weight in pattern detail.
Item B9	A9-01, A9-02, A9-03 – Added transitions to all exterior doors – Refer to keynote 8
Item B10	A9-02 – Refinish terrazzo in Corridors B101 and B102
Item B11	A9-01, A9-02, A9-03 – Added scope to grind down existing slab and install new flooring flush with existing terrazzo
Item B12	A9-02 – Added keynote 16 and 17 to cafeteria stairs
Item B13	A9-02 – Added transitions in small cafeteria alcoves
Item B14	A9-02 – Added new area of walk-off carpet in cafeteria
Item B15	A9-03 – Added expansion joint cover to project
Item B16	A9-03 – Clarified game line colors in gymnasium

24-141A Yacks Elementary:

Item C1	A0-03 - Revised floor finish designations as indicated
Item C2	A0-03, A1-02, A9-02 – Added Clinic C127, Storage B111, Office C131 and Corridor D101 to Schedule/Project
Item C3	A0-03 - Revised floor transition details
Item C4	A0-03, A9-02 – Moved stage stairs in Cafeteria from Alternate 2 to base bid.
Item C5	A1-01, A1-03 - Clarified locations of ¼ round demolition
Item C6	A1-02, A9-02 – Added demolition of floor equipment sleeves from Cafeteria
Item C7	A9-01, A9-03 – Clarified locations of pattern detail and line weight in pattern detail.
Item C8	A9-01, A9-02, A9-03 – Added transitions to all exterior doors – Refer to keynote 8
Item C9	A9-02, A9-03 – Added scope to grind down existing slab and install new flooring flush with existing terrazzo
Item C10	A9-02 – Added keynote 16 and 17 to cafeteria stairs
Item C11	A9-02 – Added transitions in small cafeteria alcoves
Item C12	A9-02 – Added new area of walk-off carpet in cafeteria
Item C13	A9-02, A9-03 – Added expansion joint cover to project
Item C14	A9-03 – Clarified game line colors in gymnasium

SPECIFICATION REVISIONS

000200	Material Schedule <ul style="list-style-type: none">- Revised Colors and Manufacturers for Rubber Base products- Revised Carpet color in CPT-13,23 and 33- Revised transition strips from rubber transition strips
012300	Alternates <ul style="list-style-type: none">- Added rooms A120, A121 and C113 to alternate 4

****END OF ADDENDUM****

MATERIAL FINISH / COLOR SCHEDULE

PARTNERS 24-141
MATERIAL SCHEDULE
000200-1

Spec Section	Item	Description	Product Specified	Finish / Color	Location <i>(refer to drawings for exact locations)</i>	Remarks
096513	RESILIENT WALL BASE					
	RB-10	Resilient Base 6"	<u>Roppe Pinnacle Rubber Base</u>	<u>Color: 123 Charcoal</u>	<u>All non-corridor spaces except under casework toekicks</u>	Lobbestael
	RB-11	Resilient Base 4"	<u>Roppe Pinnacle Rubber Base</u>	<u>Color: 123 Charcoal</u>	<u>All non-corridor spaces under casework toekicks</u>	Lobbestael
	RB-12	Resilient Base 4 1/2" Profile	<u>Roppe Pinnacle Plus Profiled Wall Base. Sleek #35</u>	<u>Color: 123 Charcoal</u>	<u>All corridor and Alt #1 spaces except under casework and lockers</u>	Lobbestael
	RB-13	Resilient Base 4" Profile	<u>Roppe Pinnacle Straight wall base</u>	<u>Color: 123 Charcoal</u>	<u>All corridor and Alt #1 spaces under casework and lockers</u>	Lobbestael
	RB-20	Resilient Base 6"	<u>Roppe Pinnacle Rubber Base</u>	<u>Color: 123 Charcoal</u>	<u>All non-corridor spaces except under casework toekicks</u>	Tenniswood
	RB-21	Resilient Base 4"	<u>Roppe Pinnacle Rubber Base</u>	<u>Color: 123 Charcoal</u>	<u>All non-corridor spaces under casework toekicks</u>	Tenniswood
	RB-22	Resilient Base 4 1/2" Profile	<u>Roppe Pinnacle Plus Profiled Wall Base. Sleek #35</u>	<u>Color: 123 Charcoal</u>	<u>All corridor and Alt #1 spaces except under casework and lockers</u>	Tenniswood
	RB-23	Resilient Base 4" Profile	<u>Roppe Pinnacle Straight wall base</u>	<u>Color: 123 Charcoal</u>	<u>All corridor and Alt #1 spaces under casework and lockers</u>	Tenniswood
	RB-30	Resilient Base 6"	<u>Roppe Pinnacle Rubber Base</u>	<u>Color: 123 Charcoal</u>	<u>All non-corridor spaces except under casework toekicks</u>	Yacks

MATERIAL FINISH / COLOR SCHEDULE

PARTNERS 24-141
MATERIAL SCHEDULE
000200-2

Spec Section	Item	Description	Product Specified	Finish / Color	Location <i>(refer to drawings for exact locations)</i>	Remarks
	RB-31	Resilient Base 4"	<u>Roppe Pinnacle Rubber Base</u>	<u>Color: 123 Charcoal</u>	<u>All non-corridor spaces under casework</u> <u>toekicks</u>	Yacks
	RB-33	Resilient Base 4 1/2" Profile	<u>Roppe Pinnacle Plus Profiled Wall Base. Sleek #35</u>	<u>Color: 123 Charcoal</u>	<u>All corridor and Alt #1 spaces except under casework and lockers</u>	Yacks
	RB-33	Resilient Base 4" Profile	<u>Roppe Pinnacle Straight wall base</u>	<u>Color: 123 Charcoal</u>	<u>All corridor and Alt #1 spaces under casework and lockers</u>	Yacks
	<u>T-10</u>	<u>Aluminum Transition Strip (Concrete to MCT Transition)</u>	<u>LVT 113 -1/8" (3MM) LVT Reducer by Powerhold company</u>	<u>Etched Aluminum</u>	<u>As noted in plan and at all location where two dis-similar floor materials are meeting - Refer to A0-03</u>	<u>Tenniswood, Lobbestael and Yacks</u>
	<u>T-20</u>	<u>Zinc Terrazzo Transition Strip (Exiszing terrazzo to CPT or MCT)</u>	<u>Heavy Top L Angle by Manhattan America Terrazzo Strip Company, Inc. 1/4" Strip Height x 3/16 strip width</u>	<u>Zinc</u>	<u>As noted in plan and at all location where two dis-similar floor materials are meeting - Refer to A0-03</u>	<u>Tenniswood, Lobbestael and Yacks</u>
	<u>T-30</u>	<u>Aluminum Transition Strip (Concrete to CPT Transition)</u>	<u>LVT 115 -13/64" (3MM) LVT Reducer by Powerhold company</u>	<u>Etched Aluminum</u>	<u>As noted in plan and at all location where two dis-similar floor materials are meeting - Refer to A0-03</u>	<u>Tenniswood, Lobbestael and Yacks</u>

MATERIAL FINISH / COLOR SCHEDULE

PARTNERS 24-141
MATERIAL SCHEDULE
000200-3

Spec Section	Item	Description	Product Specified	Finish / Color	Location <i>(refer to drawings for exact locations)</i>	Remarks
	<u>T-40</u>	<u>Aluminum Transition Strip (RF to MCT Transition)</u>	<u>LVT 129 -2.5MM to 7MM LVT Ramp by Powerhold company</u>	<u>MF Mill Finish</u>	<u>As noted in plan and at all location where two dis-similar floor materials are meeting - Refer to A0-03</u>	<u>Tenniswood, Lobbestael and Yacks Gymnasium</u>
	<u>T-50</u>	<u>Rubber Transition Strip (CPT to existing full saddle threshold)</u>	<u>Roppe Part #159</u>	<u>Color: 123 Charcoal</u>	<u>As noted in plan and at all location where two dis-similar floor materials are meeting - Refer to A0-03</u>	<u>Tenniswood, Lobbestael and Yacks - Exterior doors</u>
	<u>T-60</u>	<u>Aluminum Transition Strip (CPT to MCT Transition)</u>	<u>LVT 118 - 2MM to 5MM LVT No Lip Ramp by Powerhold company</u>	<u>MF Mill Finish</u>	<u>As noted in plan and at all location where two dis-similar floor materials are meeting - Refer to A0-03</u>	<u>Tenniswood, Lobbestael and Yacks</u>
	RST-10	Rubber Stair Tread w. Integrated Riser	Tarkett - Johnsonite - Angle Fit Rubber Stair Treads	Texture: Cubis (VICUBT) Color: 20 Charcoal w/ 55 Silver Grey Insert	Cafeteria/Music Room Stairs	Lobbestael
	RST-20	Rubber Stair Tread w. Integrated Riser	Tarkett - Johnsonite - Angle Fit Rubber Stair Treads	Texture: Cubis (VICUBT) Color: 20 Charcoal w/ 55 Silver Grey Insert	Cafeteria/Music Room Stairs	Tenniswood
	RST-30	Rubber Stair Tread w. Integrated Riser	Tarkett - Johnsonite - Angle Fit Rubber Stair Treads	Texture: Cubis (VICUBT) Color: 20 Charcoal w/ 55 Silver Grey Insert	Cafeteria/Music Room Stairs	Yacks
096519	RESILIENT TILE FLOORING					
	LVT-10	Luxury Vinyl Flooring	Patcraft - CMYK	Color: Smoke 00530	Wet areas - classrooms, corridors	Lobbestael

MATERIAL FINISH / COLOR SCHEDULE

PARTNERS 24-141
MATERIAL SCHEDULE
000200-4

Spec Section	Item	Description	Product Specified	Finish / Color	Location <i>(refer to drawings for exact locations)</i>	Remarks
	LVT-11	Luxury Vinyl Flooring	Patcraft - CMYK	Color: Slate 00570	Corridors	Lobbestael
	LVT-12	Luxury Vinyl Flooring	Patcraft - CMYK	Color: Sapphire 00450	Corridor Accents	Lobbestael
	LVT-13	Luxury Vinyl Flooring	Patcraft - CMYK	Color: Roma 00850	Corridor Accents	Lobbestael
	LVT-20	Luxury Vinyl Flooring	Patcraft - CMYK	Color: Smoke 00530	Wet areas - classrooms, corridors	Tenniswood
	LVT-21	Luxury Vinyl Flooring	Patcraft - CMYK	Color: Slate 00570	Corridors	Tenniswood
	LVT-22	Luxury Vinyl Flooring	Patcraft - CMYK	Color: Sapphire 00450	Corridor Accents	Tenniswood
	LVT-23	Luxury Vinyl Flooring	Patcraft - CMYK	Color: Roma 00850	Corridor Accents	Tenniswood
	LVT-30	Luxury Vinyl Flooring	Patcraft - CMYK	Color: Smoke 00530	Wet areas - classrooms, corridors	Yacks
	LVT-31	Luxury Vinyl Flooring	Patcraft - CMYK	Color: Slate 00570	Corridors	Yacks
	LVT-32	Luxury Vinyl Flooring	Patcraft - CMYK	Color: Sapphire 00450	Corridor Accents	Yacks
096543	LINOLEUM TILE FLOORING					
	MCT-10	Marmoleum Composition Tile	Forbo - MCT	Color: Stone 3888	Wet areas - classrooms, corridors	Lobbestael
	MCT-11	Marmoleum Composition Tile	Forbo - MCT	Color: Eiger 629	Corridors	Lobbestael

MATERIAL FINISH / COLOR SCHEDULE

PARTNERS 24-141
MATERIAL SCHEDULE
000200-5

Spec Section	Item	Description	Product Specified	Finish / Color	Location <i>(refer to drawings for exact locations)</i>	Remarks
	MCT-12	Marmoleum Composition Tile	Forbo - MCT	Color: Blue 3030	Corridor Accents	Lobbestael
	MCT-13	Marmoleum Composition Tile	Forbo - MCT	Color: Bleeckerstreet 3127	Corridor Accents	Lobbestael
	MCT-20	Marmoleum Composition Tile	Forbo - MCT	Color: Stone 3888	Wet areas - classrooms, corridors	Tenniswood
	MCT-21	Marmoleum Composition Tile	Forbo - MCT	Color: Eiger 629	Corridors	Tenniswood
	MCT-22	Marmoleum Composition Tile	Forbo - MCT	Color: Blue 3030	Corridor Accents	Tenniswood
	MCT-23	Marmoleum Composition Tile	Forbo - MCT	Color: Bleeckerstreet 3127	Corridor Accents	Tenniswood
	MCT-30	Marmoleum Composition Tile	Forbo - MCT	Color: Stone 3888	Wet areas - classrooms, corridors	Yacks
	MCT-31	Marmoleum Composition Tile	Forbo - MCT	Color: Eiger 629	Corridors	Yacks
	MCT-32	Marmoleum Composition Tile	Forbo - MCT	Color: Blue 3030	Corridor Accents	Yacks
096566	RESILIENT ATHLETIC FLOORING					
	RF-10	Resilient Flooring	Gerflor - Taraflex Sport M Plus	Color: 6381 Maple	Gymnasium - Field	Lobbestael
	RF-11	Resilient Flooring	Gerflor - Taraflex Sport M Plus	Color: 6180 Red	Gymnasium - Border	Lobbestael

MATERIAL FINISH / COLOR SCHEDULE

PARTNERS 24-141
MATERIAL SCHEDULE
000200-6

Spec Section	Item	Description	Product Specified	Finish / Color	Location <i>(refer to drawings for exact locations)</i>	Remarks
	RF-20	Resilient Flooring	Gerflor - Taraflex Sport M Plus	Color: 6381 Maple	Gymnasium - Field	Tenniswood
	RF-21	Resilient Flooring	Gerflor - Taraflex Sport M Plus	Color: 2436 Wood Dark Blue	Gymnasium - Border	Tenniswood
	RF-30	Resilient Flooring	Gerflor - Taraflex Sport M Plus	Color: 6381 Maple	Gymnasium - Field	Yacks
	RF-31	Resilient Flooring	Gerflor - Taraflex Sport M Plus	Color: 2436 Wood Dark Blue	Gymnasium - Border	Yacks
096816	CARPET TILES					
	CPT-10	Carpet Tile - Hybrid	J+J Flooring - Kinetex	Style: Catalyst 1841 Color: Launch 2843	Classrooms and main office	Lobbestael
	CPT-11	Carpet Tile - Hybrid	J+J Flooring - Kinetex	Style: Catalyst 1841 Color: Impulse 2850	Media Center	Lobbestael
	CPT-12	Carpet Tile - Walk Off	Tarkett	Style: Abrasive Action II 02578 Color: Winter Gray 19103	Entries	Lobbestael
	CPT-13	Carpet Tile	ShawContract	Collection: Kindred 5T263 Color: Hearten 48515	Resource Rooms	Lobbestael
	CPT-10A	Carpet Tile - Hybrid Alternate	ShawContract - BottleFloor	Color - Marled Stitch 56502	Classrooms and main office Alternate	Lobbestael
	CPT-11A	Carpet Tile - Hybrid Alternate	ShawContract - BottleFloor	Color - Velour Stitch 56667	Media Center Alternate	Lobbestael

MATERIAL FINISH / COLOR SCHEDULE

PARTNERS 24-141
MATERIAL SCHEDULE
000200-7

Spec Section	Item	Description	Product Specified	Finish / Color	Location <i>(refer to drawings for exact locations)</i>	Remarks
	CPT-20	Carpet Tile - Hybrid	J+J Flooring - Kinetex	Style: Catalyst 1841 Color: Launch 2843	Classrooms and main office	Tenniswood
	CPT-21	Carpet Tile - Hybrid	J+J Flooring - Kinetex	Style: Catalyst 1841 Color: Launch 2843	Media center	Tenniswood
	CPT-22	Carpet Tile - Walk Off	Tarkett	Style: Abrasive Action II 02578 Color: Winter Gray 19103	Entries	Tenniswood
	CPT-23	Carpet Tile	ShawContract	Collection: Kindred 5T263 Color: Hearten 48515	Resource Rooms	Tenniswood
	CPT-20A	Carpet Tile - Hybrid Alternate	ShawContract - BottleFloor	Color - Marled Stitch 56502	Classrooms and main office	Tenniswood
	CPT-21A	Carpet Tile - Hybrid Alternate	ShawContract - BottleFloor	Color - Marled Stitch 56502	media center	Tenniswood
	CPT-30	Carpet Tile - Hybrid	J+J Flooring - Kinetex	Style: Catalyst 1841 Color: Accelerator 2846	Classrooms and main office	Yacks
	CPT-31	Carpet Tile - Hybrid	J+J Flooring - Kinetex	Style: Catalyst 1841 Random mix of: 70% Color: Motivate 2842 30% Color: Accelerator 2846	Media Center	Yacks
	CPT-32	Carpet Tile - Walk Off	Tarkett	Style: Abrasive Action II 02578 Color: Winter Gray 19103	Entries	Yacks
	CPT-33	Carpet Tile	ShawContract	Collection: Kindred 5T263 Color: Hearten 48515	Resource Rooms	Yacks
	CPT-30A	Carpet Tile - Hybrid Alternate	ShawContract - BottleFloor	Color - Dungaree Stitch 56490	Classrooms and main office Alternate	Yacks

MATERIAL FINISH / COLOR SCHEDULE

PARTNERS 24-141
 MATERIAL SCHEDULE
 000200-8

Spec Section	Item	Description	Product Specified	Finish / Color	Location <i>(refer to drawings for exact locations)</i>	Remarks
	CPT-31A	Carpet Tile - Hybrid Alternate	ShawContract - BottleFloor	Color - Dungaree Stitch 56490	Media Center Alternate	Yacks

SECTION 012300 - ALTERNATES

PART 1 - GENERAL

1.1 SUMMARY

- A. Section includes administrative and procedural requirements for alternates.

1.2 DEFINITIONS

- A. Alternate: An amount proposed by bidders and stated on the Bid Form for certain work defined in the bidding requirements that may be added to or deducted from the base bid amount if the Owner decides to accept a corresponding change either in the amount of construction to be completed or in the products, materials, equipment, systems, or installation methods described in the Contract Documents.
 - 1. Alternates described in this Section are part of the Work only if enumerated in the Agreement.
 - 2. The cost or credit for each alternate is the net addition to or deduction from the Contract Sum to incorporate alternates into the Work. No other adjustments are made to the Contract Sum.

1.3 PROCEDURES

- A. Coordination: Revise or adjust affected adjacent work as necessary to completely integrate work of the alternate into Project.
 - 1. Include as part of each alternate, miscellaneous devices, accessory objects, and similar items incidental to or required for a complete installation whether or not indicated as part of alternate.
- B. Execute accepted alternates under the same conditions as other work of the Contract.
- C. Schedule: A schedule of alternates is included at the end of this Section. Specification Sections referenced in schedule contain requirements for materials necessary to achieve the work described under each alternate.

PART 2 - PRODUCTS (Not Used)

PART 3 - EXECUTION

3.1 SCHEDULE OF ALTERNATES

1. Alternate #1 – Floor Finish Updates in Media Centers
 - Base Bid – Existing floor finishes and wall base to remain in Media Centers at Lobbestael Elementary Room C127, Tenniswood Elementary, Room C124, and Yacks Elementary Center Room C123
 - Alternate: Demolition and New work in Media Centers at Lobbestael Elementary Room C127, Tenniswood Elementary, Room C124, and Yacks Elementary Center Room C123 to proceed as documented in the room finish schedules, demolition plans and new work plans
2. Alternate #2 – Floor Finish Updates in Cafeteria
 - Base Bid – Existing floor finishes and wall base to remain at Cafeteria in Lobbestael Elementary room B124, Tenniswood Elementary, Room B117, and Yacks Elementary Center Room B112
 - Alternate – Demolition and New work in Cafeteria at Lobbestael Elementary room B124, Tenniswood Elementary, Room B117, and Yacks Elementary Center Room B112 to proceed as documented in the room finish schedules, demolition plans and new work plans
3. Alternate #3 – Floor Finish Updates in Gymnasiums
 - Base Bid – Existing floor finishes and wall base to remain at Gymnasium in Lobbestael Elementary room D110, Tenniswood Elementary, Room D105, and Yacks Elementary Center Room D112
 - Alternate – Demolition and New work in Gymnasium at Lobbestael Elementary room D110, Tenniswood Elementary, Room D105, and Yacks Elementary Center Room D112
 - to proceed as documented in the room finish schedules, demolition plans and new work plans
4. Alternate #4 – Floor Finish Updates in Resource Areas
 - Base Bid – Existing floor finishes and wall base to remain in Resource Rooms at Lobbestael Elementary Rooms A108, A113, A118, C111, C116 and C125, Tenniswood Elementary, Rooms A108, A113, A118, C110, C115 and C120 and Yacks Elementary Center Rooms A114, A119, A128, C109, C118 and C122
 - Alternate – Demolition and New work in Resource Rooms at Lobbestael Elementary Rooms A108, A113, A118, C111, C116 and C125, Tenniswood Elementary, Rooms A108, A113, A118, C110, C115 and C120 and Yacks Elementary Center Rooms A114, A119, **A120**, **A121** A128, C109, C118, **C113** and C122 to proceed as documented in the room finish schedules, demolition plans and new work plans
5. Alternate #5 – MCT switch to LVT
 - Base Bid – Linoleum (Specification number 096543) MCT as indicated in plans and 000200 to be installed
 - Alternate – Corresponding LVT material designation (Spec section 096519) to replace MCT material designation (Example – Replace MCT-10 with LVT-10). Refer to 000200 for material designation. Do not include Alternate #2 in this alternate.

- 5A. Alternate #5A – MCT switch to LVT – Cafeteria Only
- Base Bid – Linoleum (Specification number 096543) MCT as indicated in plans and 000200 to be installed in Cafeterias listed in Alternate #2.
 - Alternate – In Cafeterias included in Alternate #2, corresponding LVT material designation (Spec section 096519) to replace MCT material designation (Example – Replace MCT-10 with LVT-10). Refer to 000200 for material designation.
6. Alternate #6 – CPT Material Switch
- Base Bid – Carpet to be installed as indicated in plans and material finish schedule 000200
 - Alternate – Corresponding Carpet Alternate material designation to replace scheduled carpet material designation (Example – Replace CPT-10 with CPT-10A). Refer to 000200 for material designation. Do not include Alternate #1 in this alternate.
- 6A. Alternate #6A – CPT Material Switch – Media Centers Only
- Base Bid – Carpet to be installed as indicated in plans and material finish schedule 000200 in Media Centers listed in Alternate #1
 - Alternate – In Media Centers listed in Alternate #1, corresponding Carpet Alternate material designation to replace scheduled carpet material designation (Example – Replace CPT-10 with CPT-10A). Refer to 000200 for material designation.


END OF SECTION 012300

L'Anse Creuse Public Schools - Bid Package 1

Flooring Replacement Phase 1 - Lobbestael Elementary

38495 Prentiss St., Harrison Township, MI 48045

PARTNERS



Architect:
PARTNERS in Architecture, PLC

65 Market Street
Mount Clemens, MI 48043
(Phone) 586-469-3600

Owner:
L'Anse Creuse Public Schools

24076 F. V Pankow Blvd.
Clinton Township, MI 48036
(Phone) 586-783-6550

Construction Manager:
Barton Malow Builders

26500 American Drive
Southfield, MI 48304
(Phone) 248-436-5000

Drawing Index	
Sheet Number	Sheet Title
A0-00	COVER SHEET
Architectoral	
A0-01	GENERAL PROJECT INFORMATION
A0-02	COMPOSITE FLOOR PLAN
A0-03	ROOM FINISH SCHEDULE
A1-01	DEMO FLOOR PLAN - AREA A
A1-02	DEMO FLOOR PLAN - AREA B
A1-03	DEMO FLOOR PLAN - AREA C
A1-04	DEMO FLOOR PLAN - AREA D
A9-01	GROUND LEVEL FINISH FLOOR PLAN - AREA A
A9-02	GROUND LEVEL FINISH FLOOR PLAN - AREA B
A9-03	GROUND LEVEL FINISH FLOOR PLAN - AREA C
A9-04	GROUND LEVEL FINISH FLOOR PLAN - AREA D

CODE INFORMATION

PROJECT DESCRIPTION: REMOVAL AND INSTALLATION OF NEW FLOORING

GOVERNING CODES
 2015 MICHIGAN BUILDING CODE (IBC 2015 WITH AMENDMENTS)
 2015 MICHIGAN REHABILITATION CODE (IEBC 2015 WITH AMENDMENTS)
 2012 NFPA 101 - LIFE SAFETY CODE (WITH AMENDMENTS)

USE AND OCCUPANCY
 USE GROUP E (EDUCATIONAL)


BUILDING HEIGHT AND AREA - UNCHANGED

FIRE SUPPRESSION: FULLY SUPPRESSED

CONSTRUCTION TYPE - TYPE IIB (TYPE II 000)

INTERIOR FLOOR FINISHES: CLASS II

PARTNERS



PARTNERS in Architecture, PLC

65 MARKET STREET
MOUNT CLEMENS, MI 48043
P 586.469.3600

Statement of Intellectual Property

The ideas, concepts, drawings and thoughts conveyed herein are the intellectual property of PARTNERS in Architecture, PLC, 65 Market Street, Mount Clemens, MI, 48043 (P 586.469.3600). This set of drawings, in whole or in part, may not be reproduced, without the written consent of PARTNERS in Architecture, PLC. This information is protected under U.S. Copyright Law, all rights reserved.

© Copyright 2025

THIS DRAWING IS NOT TO BE USED FOR CONSTRUCTION UNLESS ISSUED BELOW SPECIFICALLY FOR "BIDDING / CONSTRUCTION"

LOCATION MAP

OWNER

L'Anse Creuse Public Schools

PROJECT NAME

**Bid Package 1
Flooring Replacement
Phase 1
Lobbestael Elementary**

38495 Prentiss St.
Harrison Twp, MI 48045

PROJECT NO.

24-141A

ISSUES / REVISIONS

BID/CONSTRUCTION	01-17-2025
ADDENDUM # 1	01-27-2025

DRAWN BY

CHECKED BY

MS

APPROVED BY

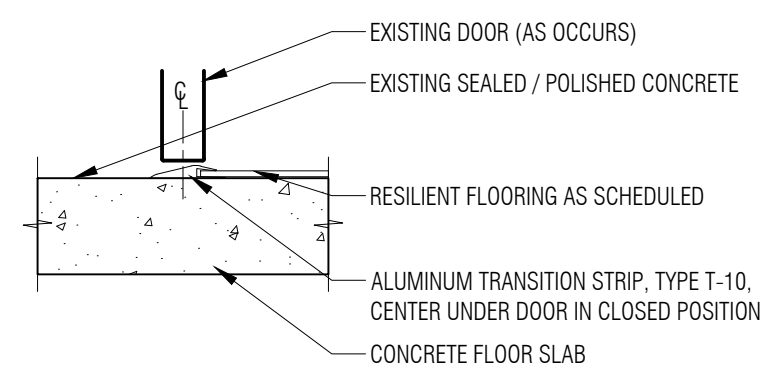
MAM

SHEET NAME

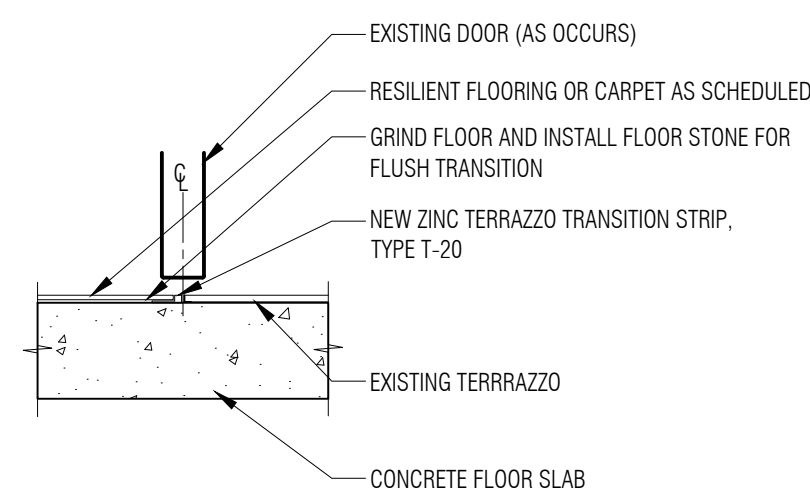
COVER SHEET

SHEET NO.

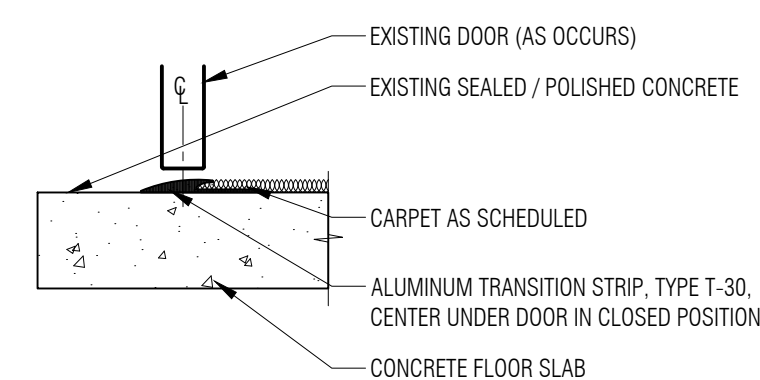
A0-00



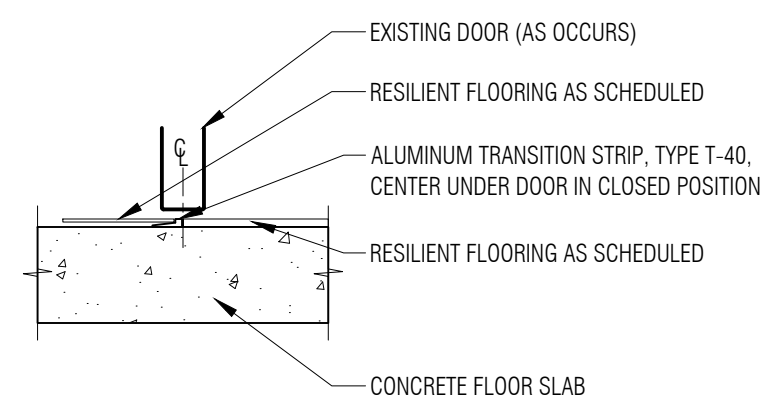
1 Concrete to MCT/RF Flooring Transition
1 1/2" = 1'-0"



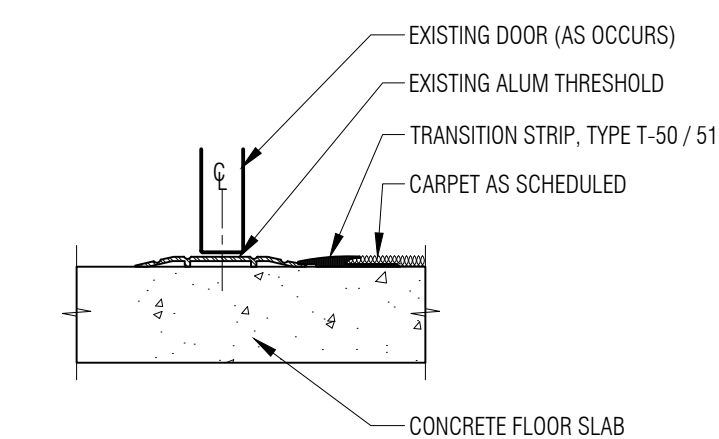
2 CPT or MCT to Terrazzo
1 1/2" = 1'-0"



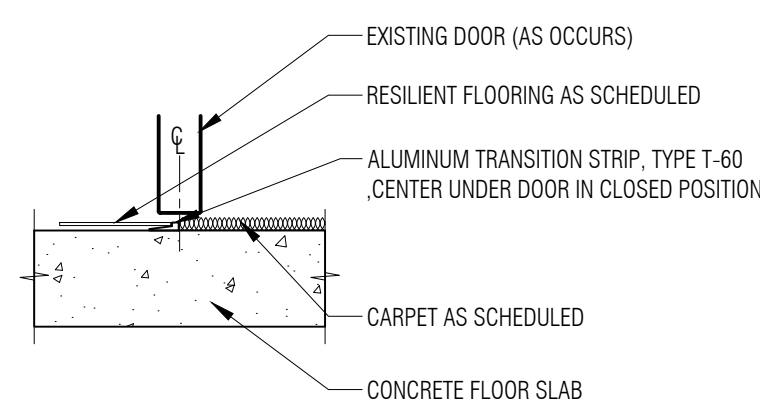
3 Concrete to CPT Transition
1 1/2" = 1'-0"



4 RF to MCT Flooring Transition
1 1/2" = 1'-0"



5 CPT to Existing Full Saddle
1 1/2" = 1'-0"




6 CPT to MCT Transition
1 1/2" = 1'-0"

ROOM NO.	ROOM NAME	FLOOR	BASE	WALLS				CEILING FINISH	ROOM FINISH KEY NOTES
				NORTH	EAST	SOUTH	WEST		
AREA C									
C124	CLASSROOM	CPT-10/ MCT-10	RB-10, 11	ETR	ETR	ETR	ETR	ETR	
C125	RESOURCE OFFICE	CPT-13	RB-10	ETR	ETR	ETR	ETR	ETR	4
C126	CLASSROOM	CPT-10/ MCT-10	RB-10, 11	ETR	ETR	ETR	ETR	ETR	
C127	MEDIA CENTER	CPT-11	RB-12, 13	ETR	ETR	ETR	ETR	ETR	1
AREA D									
D100	VESTIBULE	CPT-12	RB-12	ETR	ETR	ETR	ETR	ETR	
D101	CORRIDOR	MCT-10, 11, 13	RB-12, 13	ETR	ETR	ETR	ETR	ETR	
D102	CORRIDOR	MCT-10, 11, 13	RB-12, 13	ETR	ETR	ETR	ETR	ETR	
D103	CORRIDOR	MCT-11, 13 CPT-12	RB-12, 13	ETR	ETR	ETR	ETR	ETR	
D104	CLASSROOM	CPT-10/ MCT-10	RB-10/RB-11	ETR	ETR	ETR	ETR	ETR	
D105	CLASSROOM	CPT-10/ MCT-10	RB-10/RB-11	ETR	ETR	ETR	ETR	ETR	
D106	CLASSROOM	CPT-10/ MCT-10	RB-10/RB-11	ETR	ETR	ETR	ETR	ETR	
D107	CLASSROOM	CPT-10/ MCT-10	RB-10/RB-11	ETR	ETR	ETR	ETR	ETR	
D109	OFFICE	ETR	ETR	ETR	ETR	ETR	ETR	ETR	
D110	GYMNASIUM	RF-10,11	RB-10/RB-11	ETR	ETR	ETR	ETR	ETR	3

Room Finish General Notes:									
A. REFER TO REFLECTED CEILING PLANS, INTERIOR ELEVATIONS AND FINISH FLOOR PLANS FOR LOCATIONS OF MATERIAL/ PAINT TRANSITION.									
B. REFER TO MATERIAL FINISH/ COLOR SCHEDULE, SPECIFICATION SECTION 000200.									
C. PROVIDE REDUCER STRIP AT ALL FLOOR MATERIAL TRANSITIONS.									
D. REFER TO FINISH FLOOR PLANS A9-XX SERIES FOR FLOORING FINISH PATTERN.									
Room Finish Key Notes:									
1. ALTERNATE #1 WORK SCOPE									
2. ALTERNATE #2 WORK SCOPE									
3. ALTERNATE #3 WORK SCOPE									
4. ALTERNATE #4 WORK SCOPE									

ROOM NO.	ROOM NAME	FLOOR	BASE	WALLS				CEILING FINISH	ROOM FINISH KEY NOTES
				NORTH	EAST	SOUTH	WEST		
AREA A									
A101	CORRIDOR	MCT-10, 11, 12 / CPT-12	RB-12, 13	ETR	ETR	ETR	ETR	ETR	
A102	CORRIDOR	MCT-10, 11, 12 / CPT-12	RB-12, 13	ETR	ETR	ETR	ETR	ETR	
A103	CORRIDOR	MCT-10, 11, 12	RB-12, 13	ETR	ETR	ETR	ETR	ETR	
A104	CLASSROOM	CPT-10/ MCT-10	RB-10, 11	ETR	ETR	ETR	ETR	ETR	
A106	CLASSROOM	CPT-10/ MCT-10	RB-10, 11	ETR	ETR	ETR	ETR	ETR	
A108	RESOURCE OFFICE	CPT-13	RB-10	ETR	ETR	ETR	ETR	ETR	4
A109	CLASSROOM	CPT-10/ MCT-10	RB-10, 11	ETR	ETR	ETR	ETR	ETR	
A111	CLASSROOM	CPT-10/ MCT-10	RB-10, 11	ETR	ETR	ETR	ETR	ETR	
A113	RESOURCE OFFICE	CPT-13	RB-10	ETR	ETR	ETR	ETR	ETR	4
A114	SENSORY	CPT-10/ MCT-10	RB-10, 11	ETR	ETR	ETR	ETR	ETR	
A116	ART ROOM	MCT-10, 11	RB-10, 11	ETR	ETR	ETR	ETR	ETR	
A117	STORAGE	ETR	ETR	ETR	ETR	ETR	ETR	ETR	
A118	RESOURCE OFFICE	CPT-13	RB-10	ETR	ETR	ETR	ETR	ETR	4
A119	LITERACY LIBRARY	CPT-10	RB-10	ETR	ETR	ETR	ETR	ETR	
AREA B									
B100	VESTIBULE	CPT-12	RB-12	ETR	ETR	ETR	ETR	ETR	
B101	CORRIDOR	MCT-10, 11, 12	RB-12, 13	ETR	ETR	ETR	ETR	ETR	
B102	CORRIDOR	MCT-10, 11, 12	RB-12, 13	ETR	ETR	ETR	ETR	ETR	
B103	MAIN OFFICE	CPT-10	RB-10	ETR	ETR	ETR	ETR	ETR	
B104	CONFERENCE	CPT-10	RB-10	ETR	ETR	ETR	ETR	ETR	
B105	OFFICE	CPT-10	RB-10	ETR	ETR	ETR	ETR	ETR	
B106	WORK ROOM	ETR	ETR	ETR	ETR	ETR	ETR	ETR	
B107	CLINIC	MCT-10	RB-10	ETR	ETR	ETR	ETR	ETR	
B112	CLASSROOM	CPT-10/ MCT-10	RB-10/RB-11	ETR	ETR	ETR	ETR	ETR	
B114	CLASSROOM	CPT-10/ MCT-10	RB-10/RB-11	ETR	ETR	ETR	ETR	ETR	
B124	CAFETERIA	MCT-10, 11, 12 CPT-12	RB-10	ETR	ETR	ETR	ETR	ETR	2
B128	MUSIC	CPT-12 RST-10	RB-10	ETR	ETR	ETR	ETR	ETR	
B129	RAMP	MCT-10,12	RB-10	ETR	ETR	ETR	ETR	ETR	
AREA C									
C101	CORRIDOR	MCT-10, 11, 13	RB-12, 13	ETR	ETR	ETR	ETR	ETR	
C102	CORRIDOR	MCT-10, 11, 13	RB-12, 13	ETR	ETR	ETR	ETR	ETR	
C103	CORRIDOR	MCT-10, 11, 13	RB-12, 13	ETR	ETR	ETR	ETR	ETR	
C104	CORRIDOR	MCT-11, 13	RB-12, 13	ETR	ETR	ETR	ETR	ETR	
C105	CORRIDOR	MCT-10, 11, 13	RB-12, 13	ETR	ETR	ETR	ETR	ETR	
C106A	CORRIDOR	MCT-11	RB-12, 13	ETR	ETR	ETR	ETR	ETR	
C106B	CORRIDOR	MCT-11, 13	RB-12, 13	ETR	ETR	ETR	ETR	ETR	
C107	COMPUTER LAB	CPT-10/ MCT-10	RB-10/RB-11	ETR	ETR	ETR	ETR	ETR	
C108	CLASSROOM	CPT-10/ MCT-10	RB-10/RB-11	ETR	ETR	ETR	ETR	ETR	
C110	CALSROOM	CPT-10/ MCT-10	RB-10/RB-11	ETR	ETR	ETR	ETR	ETR	
C111	RESOURCE OFFICE	CPT-13	RB-10	ETR	ETR	ETR	ETR	ETR	4
C113	CLASSROOM	CPT-10/ MCT-10	RB-10/RB-11	ETR	ETR	ETR	ETR	ETR	
C114	CLASSROOM	CPT-10/ MCT-10	RB-10/RB-11	ETR	ETR	ETR	ETR	ETR	
C115	CLASSROOM	CPT-10/ MCT-10	RB-10/RB-11	ETR	ETR	ETR	ETR	ETR	
C116	RESOURCE OFFICE	CPT-13	RB-10	ETR	ETR	ETR	ETR	ETR	4



PARTNERS in Architecture, PLC
65 MARKET STREET
MOUNT CLEMENS, MI 48043
P 586.469.3600

Statement of Intellectual Property
The ideas, concepts, drawings and thoughts conveyed herein are the intellectual property of PARTNERS in Architecture, PLC, 65 Market Street, Mount Clemens, MI, 48043 (P 586.469.3600). This set of drawings, in whole or in part, may not be reproduced, without the written consent of PARTNERS in Architecture, PLC. This information is protected under U.S. Copyright Law, all rights reserved.

© Copyright 2025
THIS DRAWING IS NOT TO BE USED FOR CONSTRUCTION UNLESS ISSUED BELOW SPECIFICALLY FOR "BIDDING / CONSTRUCTION"

CONSULTANT



OWNER

L'Anse Creuse Public Schools

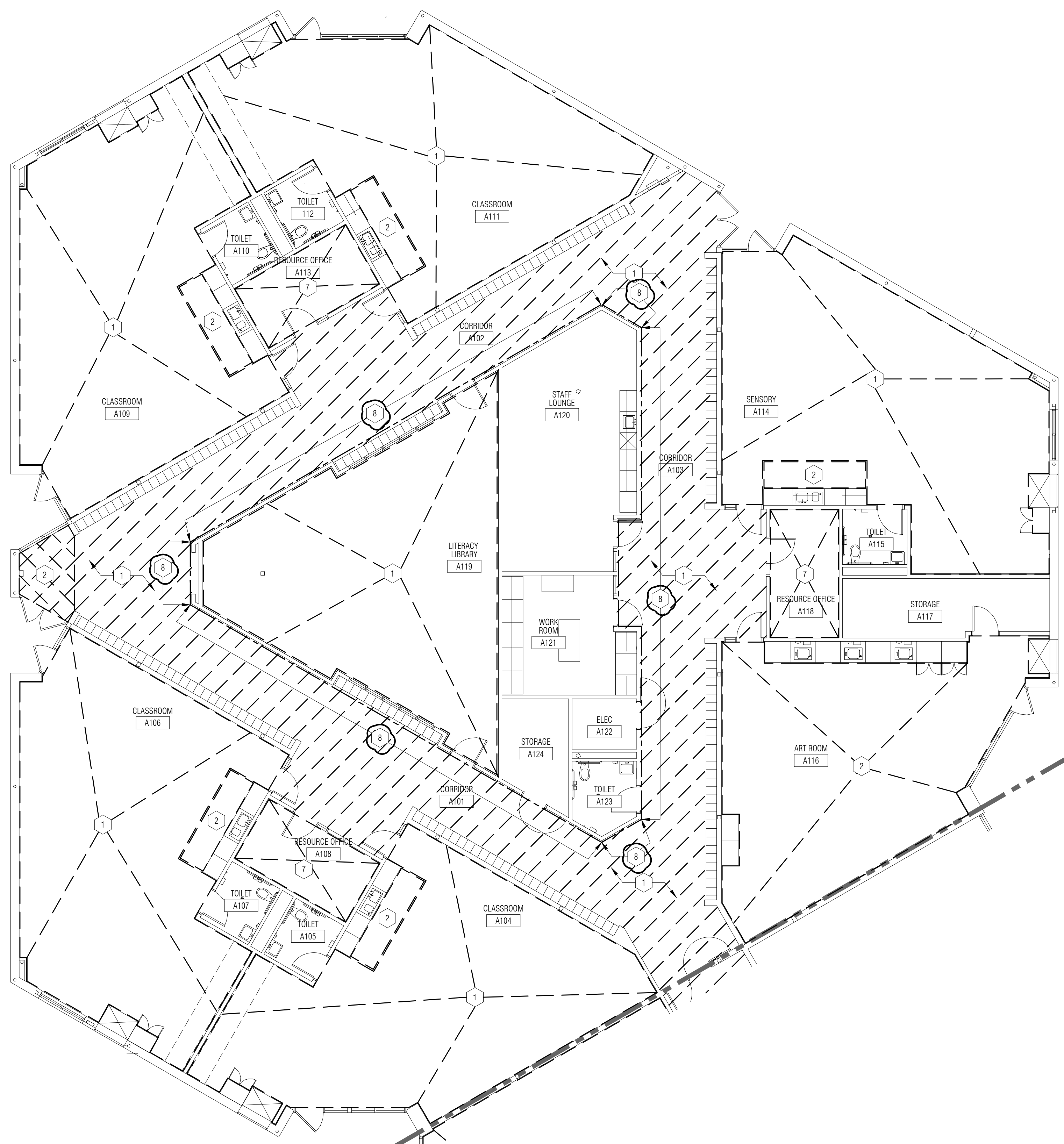
PROJECT NAME
Bid Package 1
Flooring Replacement
Phase 1
Lobbestael Elementary
38495 Prentiss St,
Harrison Twp, MI 48045

PROJECT NO.
24-141A
ISSUES / REVISIONS
BID/CONSTRUCTION 01-17-2025
ADDENDUM #1 01-27-2025

DRAWN BY
MS
CHECKED BY
MS
APPROVED BY
MAM

SHEET NAME
ROOM FINISH
SCHEDULE

SHEET NO.
A0-03



AREA A
AREA B

1 Demo Finish Floor Plan - Area A
1/8" = 1'-0"

GENERAL NOTES - DEMO FINISH FLOOR PLANS:

- A. DO NOT SCALE DRAWINGS. USE DIMENSIONS PROVIDED. IF A CONFLICT IS ENCOUNTERED OR REQUIRED DIMENSION IS NOT PROVIDED, REQUEST A CLARIFICATION FROM THE ARCHITECT.
- B. COORDINATE SCOPE AND EXTENT OF DEMOLITION WITH NEW WORK PLANS.
- C. ALL CONSTRUCTION AND DEMOLITION MEANS, METHODS, AND SAFETY PRECAUTIONS SHALL BE THE SOLE RESPONSIBILITY OF THE CONTRACTOR.
- D. DISPOSE AND/OR RECYCLE ALL DEMOLITION MATERIALS LEGALLY OFF-SITE.
- E. ALL DEMOLITION DRAWINGS AND DETAILS ARE PROVIDED TO SHOW THE GENERAL SCOPE OF THE WORK. IT IS THE CONTRACTOR'S RESPONSIBILITY TO FAMILIARIZE THEMSELVES WITH THE EXISTING BUILDING CONDITIONS, TO UNDERSTAND THE DEMOLITION WORK NECESSARY TO ACCOMPLISH THE NEW WORK.
- F. ALL FLOORS AND WALL AT REMOVED ITEMS ARE TO BE PREPPED FOR THE NEW WORK INDICATED ELSEWHERE IN THIS DRAWING SET.

KEY NOTES - DEMO FINISH FLOOR PLANS:

- 1 REMOVE EXISTING CARPET FLOORING SYSTEM & WALL BASE COMPLETE, INCLUDING ALL TRANSITIONS, ADHESIVES, & INSTALLATION COMPONENTS. REFER TO NEW WORK PLANS FOR EXISTING TRANSITIONS TO REMAIN. WALL BASE VINYL UON
- 2 REMOVE EXISTING VCT FLOORING SYSTEM & VINYL WALL BASE COMPLETE, INCLUDING ALL ADHESIVES & INSTALLATION COMPONENTS.
- 3 REMOVE EXISTING CERAMIC FLOOR TILE BASE & CERAMIC WALL BASE COMPLETE TO SLAB BELOW. BUILD UP AREA W/ SPECIFIED PRODUCT TO BE FLUSH WITH ADJACENT SLAB.
- 4 ALTERNATE #1: REMOVE EXISTING CARPET FLOORING SYSTEM AND RESILIENT BASE COMPLETE, INCLUDING ALL ADHESIVES & INSTALLATION COMPONENTS IN MEDIA CENTER.
- 5 ALTERNATE #2: REMOVE EXISTING VCT FLOORING SYSTEM & WALL BASE COMPLETE, INCLUDING ALL ADHESIVES & INSTALLATION COMPONENTS IN CAFETERIA.
- 6 ALTERNATE #3: REMOVE EXISTING VCT FLOORING SYSTEM & WALL BASE COMPLETE, INCLUDING ALL ADHESIVES & INSTALLATION COMPONENTS IN GYMNASIUM.
- 7 ALTERNATE #4: REMOVE EXISTING CARPET FLOORING SYSTEM & WALL BASE COMPLETE, INCLUDING ALL ADHESIVES & INSTALLATION COMPONENTS IN RESOURCE OFFICE AREA.
- 8 WD BASE MOLDING TO REMAIN. REMOVE WD 1/4 ROUND COMPLETE
- 9 REMOVE CERAMIC WALL TILE BASE & PREP SURFACE FOR NEW RUBBER WALL BASE
- 10 REMOVE RUBBER FLOORING / STAIR TREAD SYSTEM, VINYL WALL BASE COMPLETE, INCLUDING ALL TRANSITIONS, ADHESIVES, & INSTALLATION COMPONENTS. REFER TO NEW WORK PLANS FOR EXISTING TRANSITIONS TO REMAIN.
- 11 REMOVE EMBEDDED GYM EQUIPMENT FLOOR SLEEVE AND INFILL W/ GROUT FLUSH TO EXISTING FLOOR ELEVATION. PREP FOR NEW FLOOR FINISH

DEMO FLOOR PLAN LEGEND:

REMOVE CPT & ALL ACCESSORIES. REFER TO KEYNOTE (1) FOR SCOPE OF DEMOLITION

PARTNERS

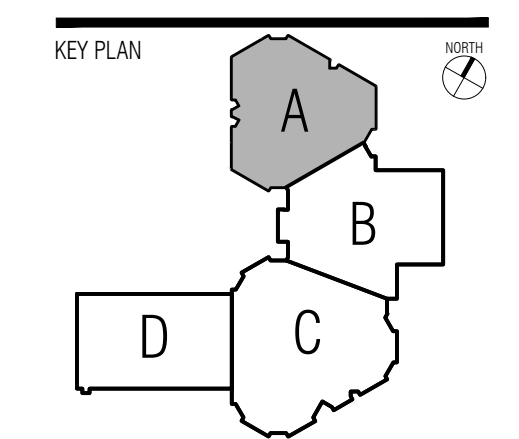


PARTNERS in Architecture, PLC
65 MARKET STREET
MOUNT CLEMENS, MI 48043
P 586.469.3600

Statement of Intellectual Property
The ideas, concepts, drawings and thoughts conveyed herein are the intellectual property of PARTNERS in Architecture, PLC, 65 Market Street, Mount Clemens, MI, 48043 (P 586.469.3600). This set of drawings, in whole or in part, may not be reproduced, without the written consent of PARTNERS in Architecture, PLC. This information is protected under U.S. Copyright Law, all rights reserved.

© Copyright 2025
THIS DRAWING IS NOT TO BE USED FOR CONSTRUCTION UNLESS ISSUED BELOW SPECIFICALLY FOR "BIDDING / CONSTRUCTION"

CONSULTANT



OWNER

L'Anse Creuse Public Schools

PROJECT NAME

**Bid Package 1
Flooring Replacement
Phase 1
Lobbestael Elementary**

38495 Prentiss St,
Harrison Twp, MI 48045

PROJECT NO.

24-141A

ISSUES / REVISIONS

BID/CONSTRUCTION	01-17-2025
ADDENDUM #1	01-27-2025

DRAWN BY
VGH, PJE

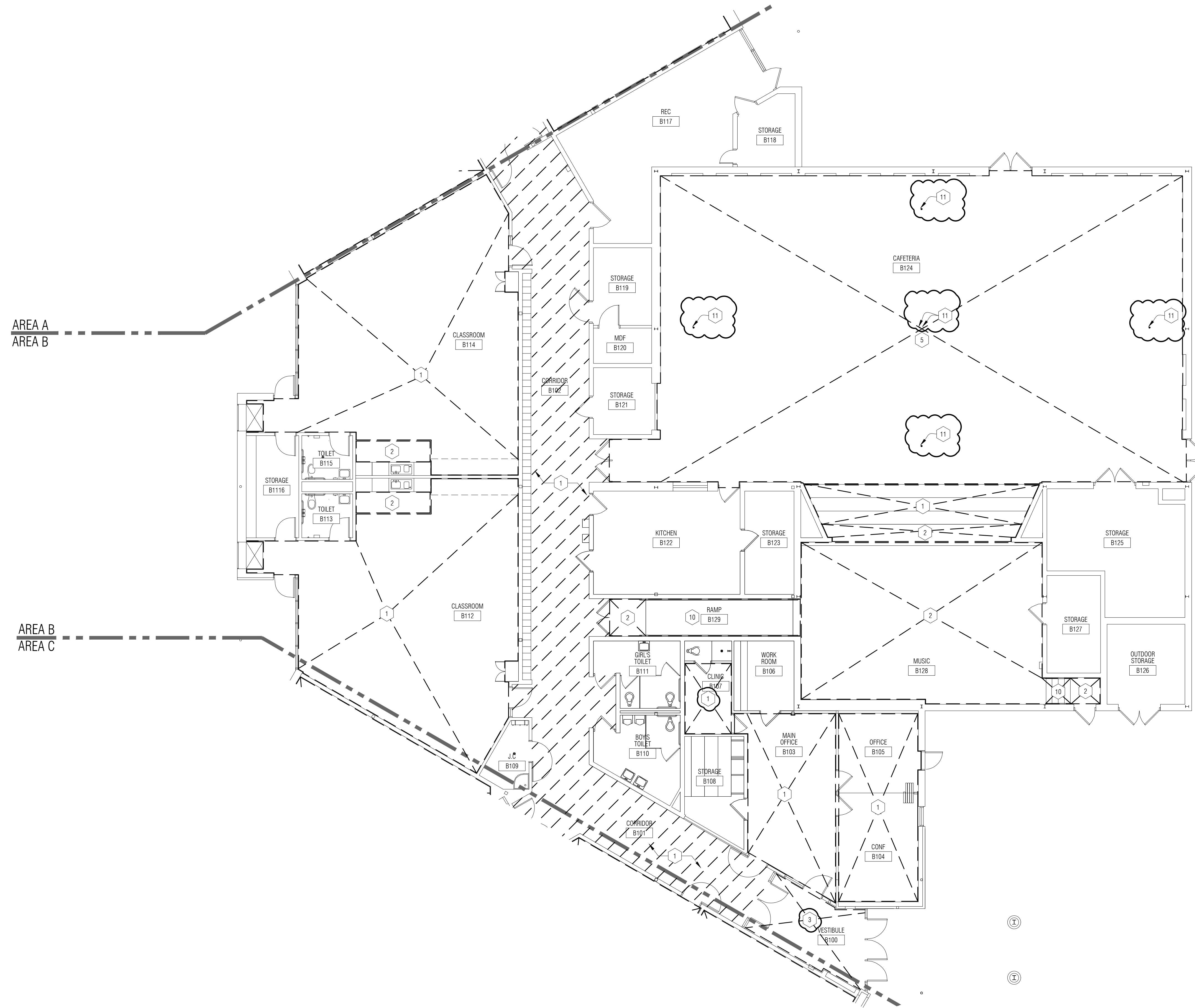
CHECKED BY
MS

APPROVED BY
MAM

SHEET NAME

**DEMO FLOOR
PLAN - AREA A**

SHEET NO.
A1-01



AREA A
AREA B

AREA B
AREA C

1 Demo Finish Floor Plan - Area B
1/8" = 1'-0"

GENERAL NOTES - DEMO FINISH FLOOR PLANS:

- A. DO NOT SCALE DRAWINGS. USE DIMENSIONS PROVIDED. IF A CONFLICT IS ENCOUNTERED OR REQUIRED DIMENSION IS NOT PROVIDED, REQUEST A CLARIFICATION FROM THE ARCHITECT.
- B. COORDINATE SCOPE AND EXTENT OF DEMOLITION WITH NEW WORK PLANS.
- C. ALL CONSTRUCTION AND DEMOLITION MEANS, METHODS, AND SAFETY PRECAUTIONS SHALL BE THE SOLE RESPONSIBILITY OF THE CONTRACTOR.
- D. DISPOSE AND/OR RECYCLE ALL DEMOLITION MATERIALS LEGALLY OFF-SITE.
- E. ALL DEMOLITION DRAWINGS AND DETAILS ARE PROVIDED TO SHOW THE GENERAL SCOPE OF THE WORK. IT IS THE CONTRACTOR'S RESPONSIBILITY TO FAMILIARIZE THEMSELVES WITH THE EXISTING BUILDING CONDITIONS. TO UNDERSTAND THE DEMOLITION WORK NECESSARY TO ACCOMPLISH THE NEW WORK.
- F. ALL FLOORS AND WALL AT REMOVED ITEMS ARE TO BE PREPPED FOR THE NEW WORK INDICATED ELSEWHERE IN THIS DRAWING SET.


KEY NOTES - DEMO FINISH FLOOR PLANS:

- 1 REMOVE EXISTING CARPET FLOORING SYSTEM & WALL BASE COMPLETE, INCLUDING ALL TRANSITIONS, ADHESIVES, & INSTALLATION COMPONENTS. REFER TO NEW WORK PLANS FOR EXISTING TRANSITIONS TO REMAIN. WALL BASE VINYL UON
- 2 REMOVE EXISTING VCT FLOORING SYSTEM & VINYL WALL BASE COMPLETE, INCLUDING ALL ADHESIVES & INSTALLATION COMPONENTS.
- 3 REMOVE EXISTING CERAMIC FLOOR TILE (GRUNT) & CERAMIC WALL BASE COMPLETE TO SLAB BELOW. BUILD UP AREA W/ SPECIFIED PRODUCT TO BE FLUSH WITH ADJACENT SLAB.
- 4 ALTERNATE #1: REMOVE EXISTING CARPET FLOORING SYSTEM AND RESILIENT BASE COMPLETE, INCLUDING ALL ADHESIVES & INSTALLATION COMPONENTS IN MEDIA CENTER.
- 5 ALTERNATE #2: REMOVE EXISTING VCT FLOORING SYSTEM & WALL BASE COMPLETE, INCLUDING ALL ADHESIVES & INSTALLATION COMPONENTS IN CAFETERIA.
- 6 ALTERNATE #3: REMOVE EXISTING VCT FLOORING SYSTEM & WALL BASE COMPLETE, INCLUDING ALL ADHESIVES & INSTALLATION COMPONENTS IN GYMNASIUM.
- 7 ALTERNATE #4: REMOVE EXISTING CARPET FLOORING SYSTEM & WALL BASE COMPLETE, INCLUDING ALL ADHESIVES & INSTALLATION COMPONENTS IN RESOURCE OFFICE AREA.
- 8 WD BASE MOLDING TO REMAIN. REMOVE WD 1/4 ROUND COMPLETE
- 9 REMOVE CERAMIC WALL TILE BASE & PREP SURFACE FOR NEW RUBBER WALL BASE
- 10 REMOVE RUBBER FLOORING / STAIR TREAD SYSTEM, VINYL WALL BASE COMPLETE, INCLUDING ALL TRANSITIONS, ADHESIVES, & INSTALLATION COMPONENTS. REFER TO NEW WORK PLANS FOR EXISTING TRANSITIONS TO REMAIN.
- 11 REMOVE EMBEDDED GYM EQUIPMENT FLOOR SLEEVE AND INFILL W/ GROUT FLUSH TO EXISTING FLOOR ELEVATION. PREP FOR NEW FLOOR FINISH

DEMO FLOOR PLAN LEGEND:

REMOVE CPT & ALL ACCESSORIES. REFER TO KEYNOTE (1) FOR SCOPE OF DEMOLITION

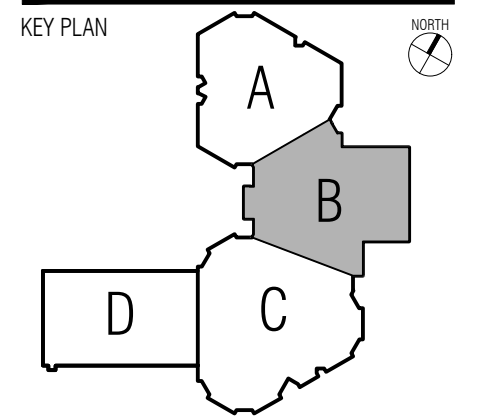
PARTNERS



PARTNERS in Architecture, PLC
65 MARKET STREET
MOUNT CLEMENS, MI 48043
P 586.469.3600

Statement of Intellectual Property
The ideas, concepts, drawings and thoughts conveyed herein are the intellectual property of PARTNERS in Architecture, PLC, 65 Market Street, Mount Clemens, MI, 48043 (P 586.469.3600). This set of drawings, in whole or in part, may not be reproduced, without the written consent of PARTNERS in Architecture, PLC. This information is protected under U.S. Copyright Law, all rights reserved.

© Copyright 2025
THIS DRAWING IS NOT TO BE USED FOR CONSTRUCTION UNLESS ISSUED BELOW SPECIFICALLY FOR "BIDDING / CONSTRUCTION" CONSULTANT



OWNER
L'Anse Creuse Public Schools

PROJECT NAME
**Bid Package 1
Flooring Replacement
Phase 1
Lobbestael Elementary**
38495 Prentiss St,
Harrison Twp, MI 48045

PROJECT NO.
24-141A

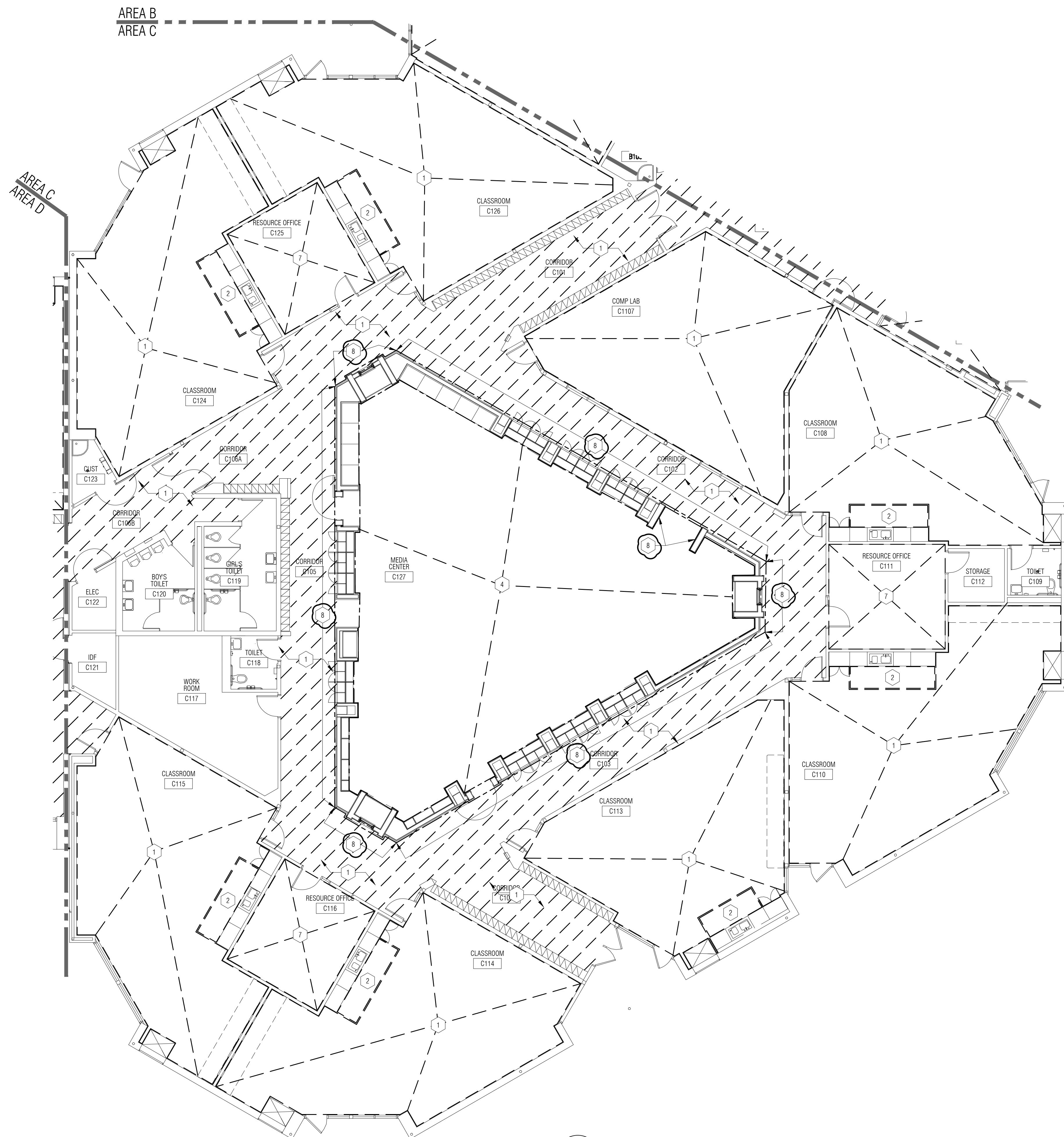
ISSUES / REVISIONS

BID/CONSTRUCTION	01-17-2025
ADDENDUM #1	01-27-2025

DRAWN BY
VGH, PJE
 CHECKED BY
MS
 APPROVED BY
MAM

SHEET NAME
DEMO FLOOR PLAN - AREA B

SHEET NO.
A1-02



GENERAL NOTES - DEMO FINISH FLOOR PLANS:

- A. DO NOT SCALE DRAWINGS. USE DIMENSIONS PROVIDED. IF A CONFLICT IS ENCOUNTERED OR REQUIRED DIMENSION IS NOT PROVIDED, REQUEST A CLARIFICATION FROM THE ARCHITECT.
- B. COORDINATE SCOPE AND EXTENT OF DEMOLITION WITH NEW WORK PLANS.
- C. ALL CONSTRUCTION AND DEMOLITION MEANS, METHODS, AND SAFETY PRECAUTIONS SHALL BE THE SOLE RESPONSIBILITY OF THE CONTRACTOR.
- D. DISPOSE AND/OR RECYCLE ALL DEMOLITION MATERIALS LEGALLY OFF-SITE.
- E. ALL DEMOLITION DRAWINGS AND DETAILS ARE PROVIDED TO SHOW THE GENERAL SCOPE OF THE WORK. IT IS THE CONTRACTOR'S RESPONSIBILITY TO FAMILIARIZE THEMSELVES WITH THE EXISTING BUILDING CONDITIONS, TO UNDERSTAND THE DEMOLITION WORK NECESSARY TO ACCOMPLISH THE NEW WORK.
- F. ALL FLOORS AND WALL AT REMOVED ITEMS ARE TO BE PREPARED FOR THE NEW WORK INDICATED ELSEWHERE IN THIS DRAWING SET.

KEY NOTES - DEMO FINISH FLOOR PLANS:


- 1 REMOVE EXISTING CARPET FLOORING SYSTEM & WALL BASE COMPLETE, INCLUDING ALL TRANSITIONS, ADHESIVES, & INSTALLATION COMPONENTS. REFER TO NEW WORK PLANS FOR EXISTING TRANSITIONS TO REMAIN. WALL BASE VINYL UON
- 2 REMOVE EXISTING VCT FLOORING SYSTEM & VINYL WALL BASE COMPLETE, INCLUDING ALL ADHESIVES & INSTALLATION COMPONENTS.
- 3 REMOVE EXISTING CERAMIC FLOOR TILE BASE & "SEAMS" WALL BASE COMPLETE TO SLAB BELOW. BUILD UP AREA W/ SPECIFIED PRODUCT TO BE FLUSH WITH ADJACENT SLAB.
- 4 ALTERNATE #1: REMOVE EXISTING CARPET FLOORING SYSTEM AND RESILIENT BASE COMPLETE, INCLUDING ALL ADHESIVES & INSTALLATION COMPONENTS IN MEDIA CENTER.
- 5 ALTERNATE #2: REMOVE EXISTING VCT FLOORING SYSTEM & WALL BASE COMPLETE, INCLUDING ALL ADHESIVES & INSTALLATION COMPONENTS IN CAFETERIA.
- 6 ALTERNATE #3: REMOVE EXISTING VCT FLOORING SYSTEM & WALL BASE COMPLETE, INCLUDING ALL ADHESIVES & INSTALLATION COMPONENTS IN GYMNASIUM.
- 7 ALTERNATE #4: REMOVE EXISTING CARPET FLOORING SYSTEM & WALL BASE COMPLETE, INCLUDING ALL ADHESIVES & INSTALLATION COMPONENTS IN RESOURCE OFFICE AREA.
- 8 WD BASE MOLDING TO REMAIN, REMOVE WD 1/4 ROUND COMPLETE
- 9 REMOVE CERAMIC WALL TILE BASE & PREP SURFACE FOR NEW RUBBER WALL BASE
- 10 REMOVE RUBBER FLOORING / STAIR TREAD SYSTEM, VINYL WALL BASE COMPLETE, INCLUDING ALL TRANSITIONS, ADHESIVES, & INSTALLATION COMPONENTS. REFER TO NEW WORK PLANS FOR EXISTING TRANSITIONS TO REMAIN.
- 11 REMOVE EMBEDDED GYM EQUIPMENT FLOOR SLEEVE AND INFILL W/ GROUT FLUSH TO EXISTING FLOOR ELEVATION. PREP FOR NEW FLOOR FINISH

DEMO FLOOR PLAN LEGEND:

- REMOVE CPT & ALL ACCESSORIES, REFER TO KEYNOTE (1) FOR SCOPE OF DEMOLITION

1 Demo Finish Floor Plan - Area C
1/8" = 1'-0"

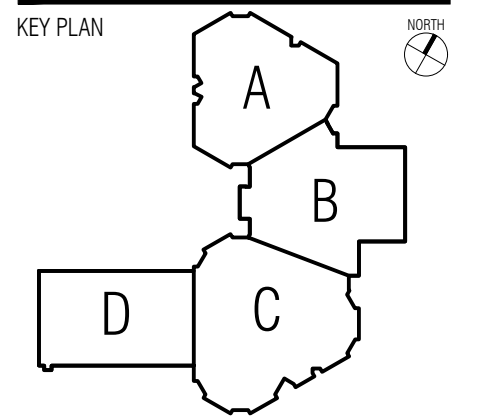
PARTNERS



PARTNERS in Architecture, PLC
65 MARKET STREET
MOUNT CLEMENS, MI 48043
P 586.469.3600

Statement of Intellectual Property
The ideas, concepts, drawings and thoughts conveyed herein are the intellectual property of PARTNERS in Architecture, PLC, 65 Market Street, Mount Clemens, MI, 48043 (P 586.469.3600). This set of drawings, in whole or in part, may not be reproduced, without the written consent of PARTNERS in Architecture, PLC. This information is protected under U.S. Copyright Law, all rights reserved.

© Copyright 2025
THIS DRAWING IS NOT TO BE USED FOR CONSTRUCTION UNLESS ISSUED BELOW SPECIFICALLY FOR "BIDDING / CONSTRUCTION"
CONSULTANT



OWNER
L'Anse Creuse Public Schools

PROJECT NAME
**Bid Package 1
Flooring Replacement
Phase 1
Lobbestael Elementary**
38495 Prentiss St.
Harrison Twp, MI 48045

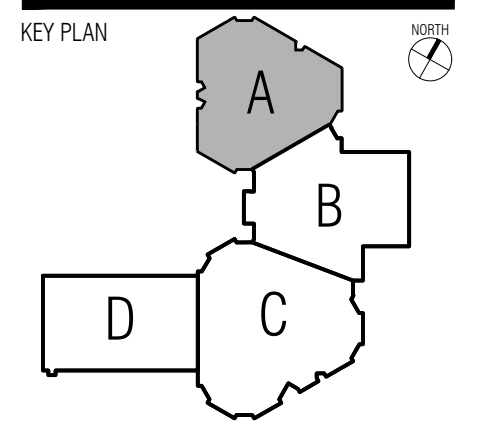

PROJECT NO.
24-141A

ISSUES / REVISIONS
BID/CONSTRUCTION 01-17-2025
ADDENDUM #1 01-27-2025

DRAWN BY
VGH, PJE
CHECKED BY
MS
APPROVED BY
MAM
SHEET NAME

**DEMO FLOOR
PLAN - AREA C**

SHEET NO.
A1-03



GENERAL NOTES - FINISH FLOOR PLANS:

- A. ALL SURFACES TO RECEIVE NEW MATERIAL ARE TO BE PREPPED AS REQUIRED BY MANUFACTURER PRIOR TO INSTALLATION.
- B. REFERENCE ROOM FINISH SCHEDULE AND MATERIAL FINISH / COLOR SCHEDULE (SPEC SECTION 000200) FOR ADDITIONAL FINISH INFORMATION.
- C. MCT COLOR TRANSITION TO BEGIN AT FIRST JOINT INSIDE CORNER OF WALL AT ALL DOORWAYS SHOWN AS HAVING A COLOR TRANSITION.
- D. ALL DIMENSIONS ARE SHOWN AS +/- AND NEED TO BE VERIFIED IN FIELD.
- E. UNLESS OTHERWISE NOTED, FLOOR FINISHES TRANSITION UNDER THE CENTERLINE OF DOORS (WHEREVER APPLICABLE).
- F. REFER TO A0-03 ROOM FINISH SCHEDULE FOR TRANSITION DETAILS.
- G. ALL SF AREAS ARE APPROXIMATE, VERIFY IN FIELD.

KEY NOTES - FINISH FLOOR PLANS:

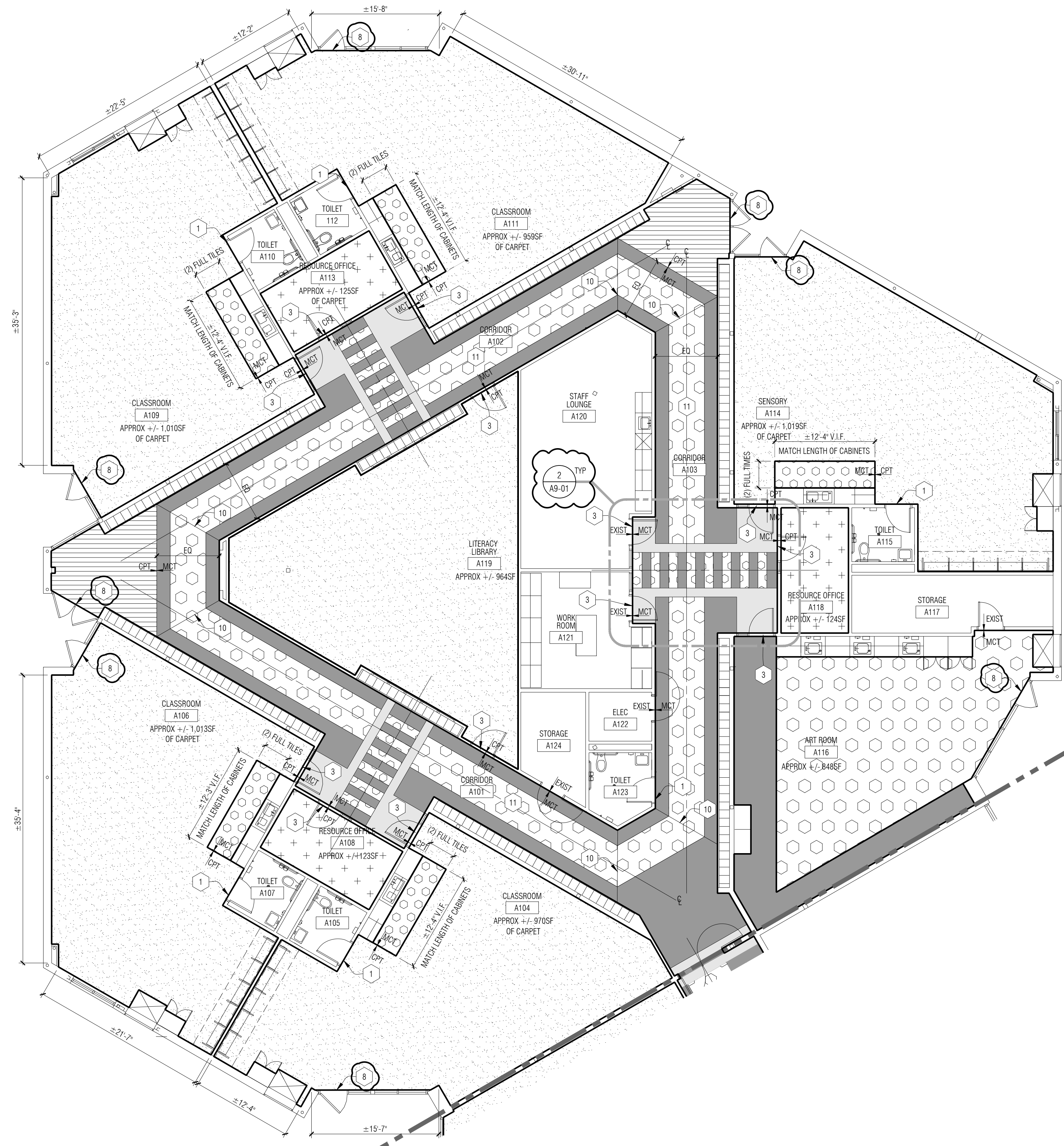
- 1 EXISTING THRESHOLD TO REMAIN
- 2 NOT USED
- 3 REMOVE AND REINSTALL EXISTING FLOOR MOUNTED DOOR LOCK RECEIVER
- 4 BASKETBALL MAIN COURT LINES TO BE 2" WIDE PAINT COLOR-1 AS INDICATED IN SPEC SECTION 096569 ALTERNATE #3
- 5 VOLLEYBALL MAIN COURT LINES TO BE 2" WIDE PAINT COLOR-2 AS INDICATED IN SPEC SECTION 096569 ALTERNATE #3
- 6 REMOVE AND REINSTALL EXISTING GYM EQUIPMENT FLOOR PLATE AT NEW FLOOR ELEVATION (ALTERNATE #2 AND #3)
- 7 REMOVE AND REINSTALL EXISTING ELECTRICAL OUTLET COVER PLATE ON STAIR RISER @ NEW FLOOR ELEVATION
- 8 INSTALL RUBBER THRESHOLD (TYPE T-80) DIRECTLY ADJACENT TO EXISTING ALUMINUM THRESHOLD TO REMAIN TO CAPTURE CUT EDGE OF CARPET
- 9 NOT USED
- 10 ROTATE FLOOR TILE AT THIS LOCATION SO TILE IS PARALLEL TO ADJACENT WALL
- 11 MCT-10, 4 TILES WIDE CENTERED ALONG MIDPOINT OF CORRIDOR
- 12 MCT-10, 5 TILES WIDE CENTERED ALONG MIDPOINT OF CORRIDOR
- 13 MCT-10, 6 TILES WIDE CENTERED ALONG MIDPOINT OF CORRIDOR
- 14 NOT USED
- 15 BASKETBALL COURT LINES SHOULD BE CENTERED ON CENTERLINE OF BASKETBALL BACKBOARD AND HOOP
- 16 GRIND DOWN ANY HIGH POINTS AND EXCESS ADHESIVE FOR CLEAN, DRY SUBSTRATE PRIOR TO INSTALLATION OF RUBBER TREADS W/ INTEGRAL RISERS
- 17 INSTALL CUSTOM CUT 10" ANGLED RUBBER STRINGER AT EDGE OF STAIR, EACH SIDE
- 18 PROVIDE EXPANSION JOINT COVER AT EXISTING BUILDING JOINT. VERIFY LOCATION OF JOINT AFTER DEMOLITION OF CARPET. PROVIDE IN-ROOM FLOOR TO FLOOR EXPANSION JOINT COVER WITH STAINLESS STEEL FINISH OR EQUAL BY BALCO OR CONSTRUCTION SPECIALTIES
- 19 NOT USED
- 20 NOT USED

FINISH FLOOR PLAN LEGEND:

SCALE OF HATCH PATTERNS MAY VARY DEPENDING ON ROOM SIZE. IT IS THE DESIGN INTENT THAT THE PATTERN SHAPE DEPICTS THE MATERIAL

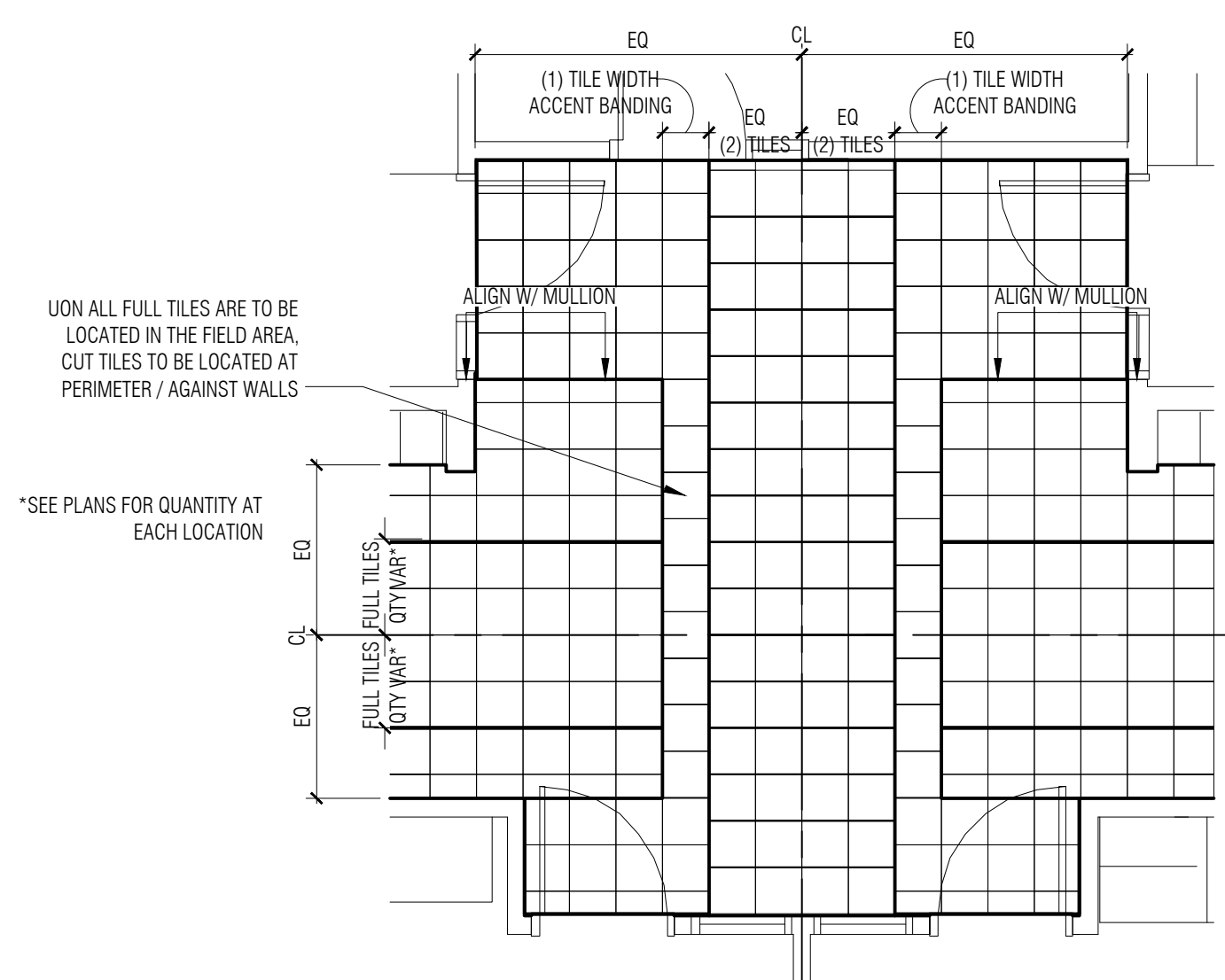
	MCT-10		CPT-10		RF-10
	MCT-11		CPT-11		RF-11
	MCT-12		CPT-12		RST-10
	MCT-13		CPT-13		

XX → XX
FLOOR TRANSITION



PATTERN GENERAL NOTE

REFER TO PLANS FOR MATERIAL HATCHES AT EACH AREA / SCHOOL. ENLARGED PLAN IS FOR TILE PATTERN ONLY - NOT COLORS WITH IN PATTERN.




UNON ALL FULL TILES ARE TO BE LOCATED IN THE FIELD AREA. CUT TILES TO BE LOCATED AT PERIMETER / AGAINST WALLS

*SEE PLANS FOR QUANTITY AT EACH LOCATION

2 TYP. SIM. Crosswalk Design w/out Center Stripe
1/4" = 1'-0"

AREA A
AREA B

1 Ground Level Finish Floor Plan - Area A
1/8" = 1'-0"



PARTNERS in Architecture, PLC
 65 MARKET STREET
 MOUNT CLEMENS, MI 48043
 P 586.469.3600

Statement of Intellectual Property

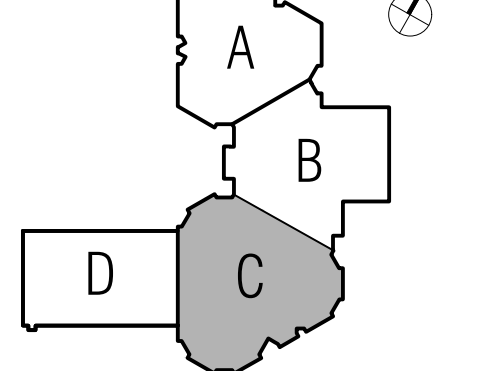
The ideas, concepts, drawings and thoughts conveyed herein are the intellectual property of PARTNERS in Architecture, PLC, 65 Market Street, Mount Clemens, MI, 48043 (P 586.469.3600). This set of drawings, in whole or in part, may not be reproduced, without the written consent of PARTNERS in Architecture, PLC. This information is protected under U.S. Copyright Law, all rights reserved.

© Copyright 2025

THIS DRAWING IS NOT TO BE USED FOR CONSTRUCTION UNLESS ISSUED BELOW SPECIFICALLY FOR "BIDDING / CONSTRUCTION"

CONSULTANT

KEY PLAN



OWNER

L'Anse Creuse Public Schools

PROJECT NAME

Bid Package 1
 Flooring Replacement
 Phase 1
 Lobbestael Elementary

38495 Prentiss St,
 Harrison Twp, MI 48045

PROJECT NO.

24-141A

ISSUES / REVISIONS

BID/CONSTRUCTION 01-17-2025
 ADDENDUM #1 01-27-2025

DRAWN BY

AH, PJE

CHECKED BY

MS

APPROVED BY

MAM

SHEET NAME

GROUND LEVEL
 FINISH FLOOR
 PLAN - AREA C

SHEET NO.

A9-03

GENERAL NOTES - FINISH FLOOR PLANS:

- A. ALL SURFACES TO RECEIVE NEW MATERIAL ARE TO BE PREPPED AS REQUIRED BY MANUFACTURER PRIOR TO INSTALLATION.
- B. REFERENCE ROOM FINISH SCHEDULE AND MATERIAL FINISH / COLOR SCHEDULE (SPEC SECTION 000200) FOR ADDITIONAL FINISH INFORMATION.
- B. MCT COLOR TRANSITION TO BEGIN AT FIRST JOINT INSIDE CORNER OF WALL AT ALL DOORWAYS SHOWN AS HAVING A COLOR TRANSITION.
- C. ALL DIMENSIONS ARE SHOWN AS +/- AND NEED TO BE VERIFIED IN FIELD.
- D. UNLESS OTHERWISE NOTED, FLOOR FINISHES TRANSITION UNDER THE CENTERLINE OF DOORS (WHEREVER APPLICABLE).
- E. REFER TO A0-03 ROOM FINISH SCHEDULE FOR TRANSITION DETAILS.
- F. ALL SF AREAS ARE APPROXIMATE, VERIFY IN FIELD.

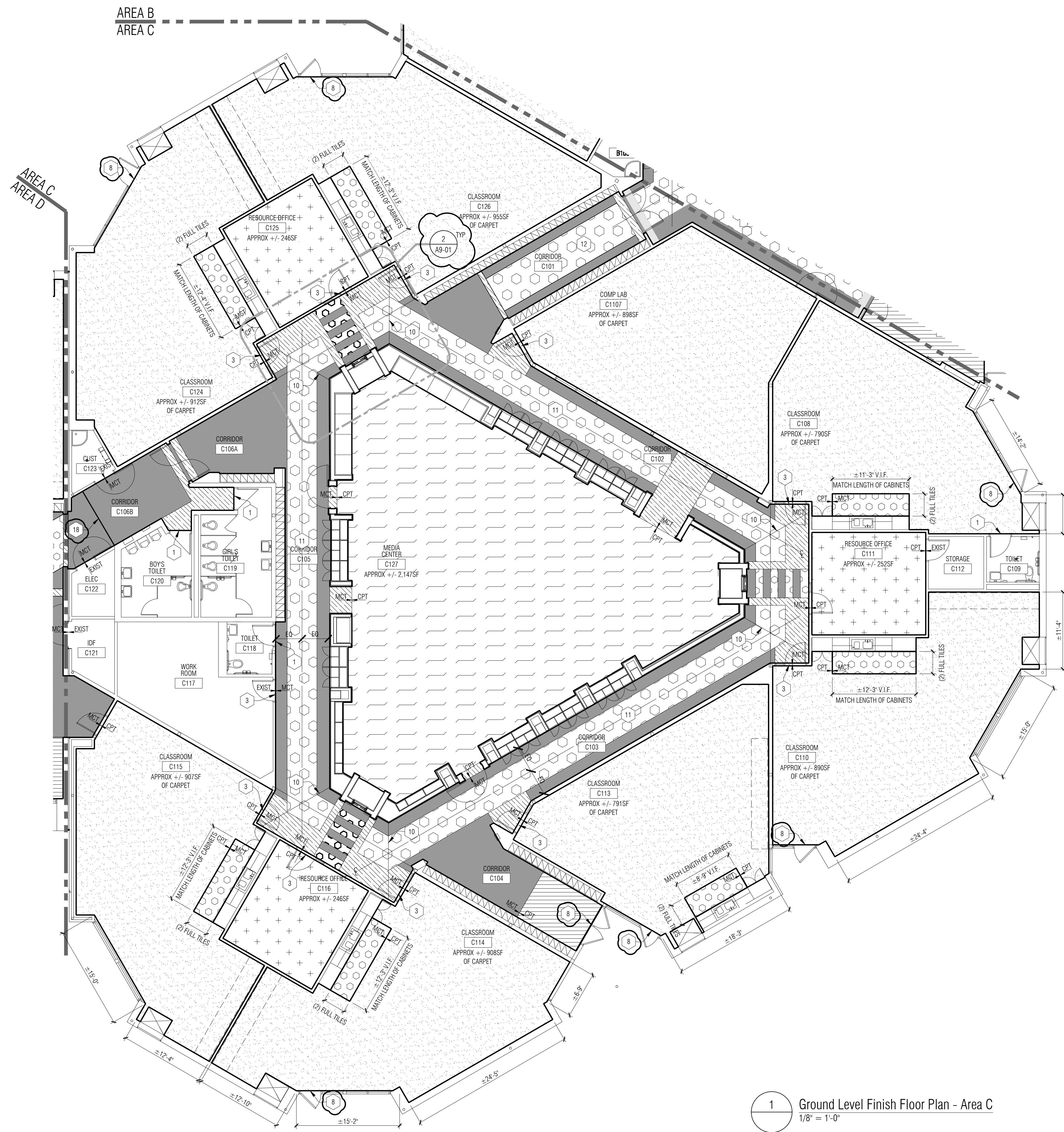
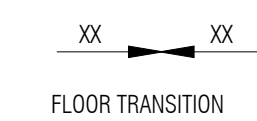
KEY NOTES - FINISH FLOOR PLANS:

- 1 EXISTING THRESHOLD TO REMAIN
- 2 NOT USED
- 3 REMOVE AND REINSTALL EXISTING FLOOR MOUNTED DOOR LOCK RECEIVER
- 4 BASKETBALL MAIN COURT LINES TO BE 2" WIDE PAINT COLOR-1 AS INDICATED IN SPEC SECTION 096569 ALTERNATE #3
- 5 VOLLEYBALL MAIN COURT LINES TO BE 2" WIDE PAINT COLOR-2 AS INDICATED IN SPEC SECTION 096569 ALTERNATE #3
- 6 REMOVE AND REINSTALL EXISTING GYM EQUIPMENT FLOOR PLATE AT NEW FLOOR ELEVATION (ALTERNATE #2 AND #3)
- 7 REMOVE AND REINSTALL EXISTING ELECTRICAL OUTLET COVER PLATE ON STAIR RISER @ NEW FLOOR ELEVATION
- 8 INSTALL RUBBER THRESHOLD (TYPE T-60) DIRECTLY ADJACENT TO EXISTING ALUMINUM THRESHOLD TO REMAIN TO CAPTURE CUT EDGE OF CARPET
- 9 NOT USED
- 10 ROTATE FLOOR TILE AT THIS LOCATION SO TILE IS PARALLEL TO ADJACENT WALL
- 11 MCT-10, 4 TILES WIDE CENTERED ALONG MIDPOINT OF CORRIDOR
- 12 MCT-10, 5 TILES WIDE CENTERED ALONG MIDPOINT OF CORRIDOR
- 13 MCT-10, 6 TILES WIDE CENTERED ALONG MIDPOINT OF CORRIDOR
- 14 NOT USED
- 15 BASKETBALL COURT LINES SHOULD BE CENTERED ON CENTERLINE OF BASKETBALL BACKBOARD AND HOOP
- 16 GRIND DOWN ANY HIGH POINTS AND EXCESS ADHESIVE FOR CLEAN, DRY SUBSTRATE PRIOR TO INSTALLATION OF RUBBER TREADS W/ INTEGRAL RISERS
- 17 INSTALL CUSTOM CUT 10° ANGLED RUBBER STRINGER AT EDGE OF STAIR, EACH SIDE
- 18 PROVIDE EXPANSION JOINT COVER AT EXISTING BUILDING JOINT. VERIFY LOCATION OF JOINT AFTER DEMOLITION OF CARPET. PROVIDE INPRO 801 FLOOR TO FLOOR EXPANSION JOINT COVER WITH STAINLESS STEEL FINISH OR EQUAL BY BALCO OR CONSTRUCTION SPECIALTIES
- 19 NOT USED
- 20 NOT USED


FINISH FLOOR PLAN LEGEND:

SCALE OF HATCH PATTERNS MAY VARY DEPENDING ON ROOM SIZE. IT IS THE DESIGN INTENT THAT THE PATTERN SHAPE DEPICTS THE MATERIAL

	MCT-10		CPT-10		RF-10
	MCT-11		CPT-11		RF-11
	MCT-12		CPT-12		RST-10
	MCT-13		CPT-13		



1 Ground Level Finish Floor Plan - Area C
 1/8" = 1'-0"



PARTNERS in Architecture, PLC
 65 MARKET STREET
 MOUNT CLEMENS, MI 48043
 P 586.469.3600

Statement of Intellectual Property

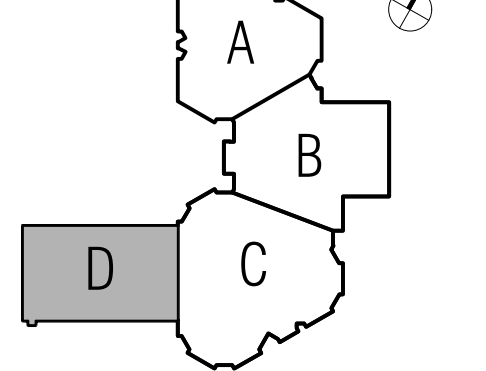
The ideas, concepts, drawings and thoughts conveyed herein are the intellectual property of PARTNERS in Architecture, PLC, 65 Market Street, Mount Clemens, MI, 48043 (P 586.469.3600). This set of drawings, in whole or in part, may not be reproduced, without the written consent of PARTNERS in Architecture, PLC. This information is protected under U.S. Copyright Law, all rights reserved.

© Copyright 2025

THIS DRAWING IS NOT TO BE USED FOR CONSTRUCTION UNLESS ISSUED BELOW SPECIFICALLY FOR "BIDDING / CONSTRUCTION"

CONSULTANT

KEY PLAN



OWNER

L'Anse Creuse Public Schools

PROJECT NAME

Bid Package 1
 Flooring Replacement
 Phase 1
 Lobbestael Elementary

38495 Prentiss St,
 Harrison Twp, MI 48045

PROJECT NO.

24-141A

ISSUES / REVISIONS

BID/CONSTRUCTION 01-17-2025
 ADDENDUM #1 01-24-2025

DRAWN BY

AH, PJE

CHECKED BY

MS

APPROVED BY

MAM

SHEET NAME

GROUND LEVEL
 FINISH FLOOR
 PLAN - AREA D

SHEET NO.

A9-04

GENERAL NOTES - FINISH FLOOR PLANS:

- A. ALL SURFACES TO RECEIVE NEW MATERIAL ARE TO BE PREPPED AS REQUIRED BY MANUFACTURER PRIOR TO INSTALLATION.
- B. REFERENCE ROOM FINISH SCHEDULE AND MATERIAL FINISH / COLOR SCHEDULE (SPEC SECTION 000200) FOR ADDITIONAL FINISH INFORMATION.
- B. MCT COLOR TRANSITION TO BEGIN AT FIRST JOINT INSIDE CORNER OF WALL AT ALL DOORWAYS SHOWN AS HAVING A COLOR TRANSITION.
- C. ALL DIMENSIONS ARE SHOWN AS +/- AND NEED TO BE VERIFIED IN FIELD.
- D. UNLESS OTHERWISE NOTED, FLOOR FINISHES TRANSITION UNDER THE CENTERLINE OF DOORS (WHEREVER APPLICABLE).
- E. REFER TO A0-03 ROOM FINISH SCHEDULE FOR TRANSITION DETAILS.
- F. ALL SF AREAS ARE APPROXIMATE, VERIFY IN FIELD.

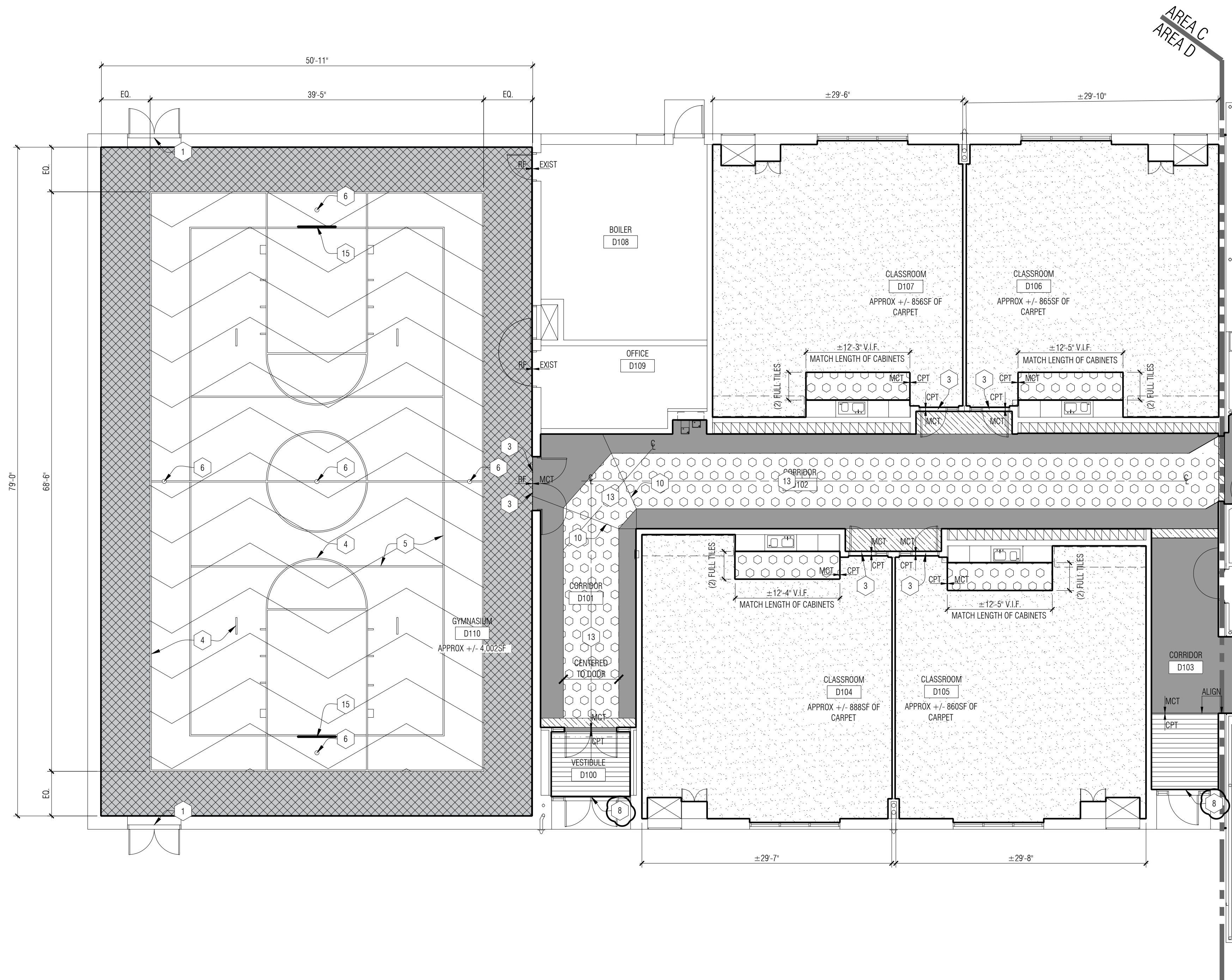
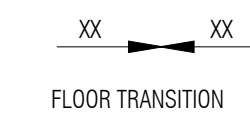
KEY NOTES - FINISH FLOOR PLANS:

- 1 EXISTING THRESHOLD TO REMAIN
- 2 NOT USED
- 3 REMOVE AND REINSTALL EXISTING FLOOR MOUNTED DOOR LOCK RECEIVER
- 4 BASKETBALL MAIN COURT LINES TO BE 2" WIDE PAINT COLOR-1 AS INDICATED IN SPEC SECTION 096569 ALTERNATE #3
- 5 VOLLEYBALL MAIN COURT LINES TO BE 2" WIDE PAINT COLOR-2 AS INDICATED IN SPEC SECTION 096569 ALTERNATE #3
- 6 REMOVE AND REINSTALL EXISTING GYM EQUIPMENT FLOOR PLATE AT NEW FLOOR ELEVATION (ALTERNATE #2 AND #3)
- 7 REMOVE AND REINSTALL EXISTING ELECTRICAL OUTLET COVER PLATE ON STAIR RISER @ NEW FLOOR ELEVATION
- 8 INSTALL RUBBER THRESHOLD (TYPE T-60) DIRECTLY ADJACENT TO EXISTING ALUMINUM THRESHOLD TO REMAIN TO CAPTURE CUT EDGE OF CARPET
- 9 NOT USED
- 10 ROTATE FLOOR TILE AT THIS LOCATION SO TILE IS PARALLEL TO ADJACENT WALL
- 11 MCT-10, 4 TILES WIDE CENTERED ALONG MIDPOINT OF CORRIDOR
- 12 MCT-10, 5 TILES WIDE CENTERED ALONG MIDPOINT OF CORRIDOR
- 13 MCT-10, 6 TILES WIDE CENTERED ALONG MIDPOINT OF CORRIDOR
- 14 NOT USED
- 15 BASKETBALL COURT LINES SHOULD BE CENTERED ON CENTERLINE OF BASKETBALL BACKBOARD AND HOOP
- 16 GRIND DOWN ANY HIGH POINTS AND EXCESS ADHESIVE FOR CLEAN, DRY SUBSTRATE PRIOR TO INSTALLATION OF RUBBER TREADS W/ INTEGRAL RISERS
- 17 INSTALL CUSTOM CUT 10' ANGLED RUBBER STRINGER AT EDGE OF STAIR, EACH SIDE
- 18 PROVIDE EXPANSION JOINT COVER AT EXISTING BUILDING JOINT. VERIFY LOCATION OF JOINT AFTER DEMOLITION OF CARPET. PROVIDE INPRO 801 FLOOR TO FLOOR EXPANSION JOINT COVER WITH STAINLESS STEEL FINISH OR EQUAL BY BALCO OR CONSTRUCTION SPECIALTIES
- 19 NOT USED
- 20 NOT USED

FINISH FLOOR PLAN LEGEND:

SCALE OF HATCH PATTERNS MAY VARY DEPENDING ON ROOM SIZE. IT IS THE DESIGN INTENT THAT THE PATTERN SHAPE DEPICTS THE MATERIAL

	MCT-10		CPT-10		RF-10
	MCT-11		CPT-11		RF-11
	MCT-12		CPT-12		
	MCT-13		CPT-13		RST-10




1 Ground Level Finish Floor Plan - Area D
 1/8" = 1'-0"

L'Anse Creuse Public Schools - Bid Package 1

Flooring Replacement Phase 1 - Tenniswood Elementary

23450 Glenwood, Clinton Township, MI 48035

PARTNERS



Architect:
PARTNERS in Architecture, PLC

65 Market Street
Mount Clemens, MI 48043
(Phone) 586-469-3600

Owner:
L'Anse Creuse Public Schools

24076 F. V Pankow Blvd.
Clinton Township, MI 48036
(Phone) 586-783-6550

Construction Manager:
Barton Malow Builders

26500 American Drive
Southfield, MI 48304
(Phone) 248-436-5000

Drawing Index	
Sheet Number	Sheet Title
A0-00	COVER SHEET
Architectural	
A0-01	GENERAL PROJECT INFORMATION
A0-02	COMPOSITE FLOOR PLAN
A0-03	ROOM FINISH SCHEDULE
A1-01	DEMO FLOOR PLAN - AREA A
A1-02	DEMO FLOOR PLAN - AREA B
A1-03	DEMO FLOOR PLAN - AREA C
A1-04	DEMO FLOOR PLAN - AREA D
A9-01	GROUND LEVEL FINISH FLOOR PLAN - AREA A
A9-02	GROUND LEVEL FINISH FLOOR PLAN - AREA B
A9-03	GROUND LEVEL FINISH FLOOR PLAN - AREA C
A9-04	GROUND LEVEL FINISH FLOOR PLAN - AREA D

CODE INFORMATION

PROJECT DESCRIPTION: REMOVAL AND INSTALLATION OF NEW FLOORING

GOVERNING CODES
 2015 MICHIGAN BUILDING CODE (IBC 2015 WITH AMENDMENTS)
 2015 MICHIGAN REHABILITATION CODE (IEBC 2015 WITH AMENDMENTS)
 2012 NFPA 101 - LIFE SAFETY CODE (WITH AMENDMENTS)

USE AND OCCUPANCY
 USE GROUP E (EDUCATIONAL)


BUILDING HEIGHT AND AREA - UNCHANGED

FIRE SUPPRESSION: FULLY SUPPRESSED

CONSTRUCTION TYPE - TYPE IIB (TYPE II 000)

INTERIOR FLOOR FINISHES: CLASS II

PARTNERS



PARTNERS in Architecture, PLC

65 MARKET STREET
MOUNT CLEMENS, MI 48043
P 586.469.3600

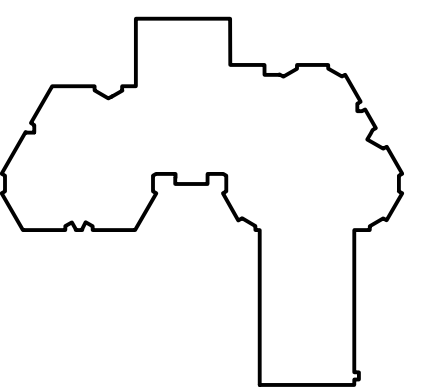
Statement of Intellectual Property

The ideas, concepts, drawings and thoughts conveyed herein are the intellectual property of PARTNERS in Architecture, PLC, 65 Market Street, Mount Clemens, MI, 48043 (P 586.469.3600). This set of drawings, in whole or in part, may not be reproduced, without the written consent of PARTNERS in Architecture, PLC. This information is protected under U.S. Copyright Law, all rights reserved.

© Copyright 2025

THIS DRAWING IS NOT TO BE USED FOR CONSTRUCTION UNLESS ISSUED BELOW SPECIFICALLY FOR "BIDDING / CONSTRUCTION"

LOCATION MAP



OWNER

L'Anse Creuse Public Schools

PROJECT NAME

**Bid Package 1
Flooring Replacement
Phase 1
Tenniswood Elementary**

23450 Glenwood,
Clinton Township, MI 48035

PROJECT NO.

24-141B

ISSUES / REVISIONS

BID/CONSTRUCTION	01-17-2025
ADDENDUM #1	01-24-2025

DRAWN BY

CHECKED BY

MS

APPROVED BY

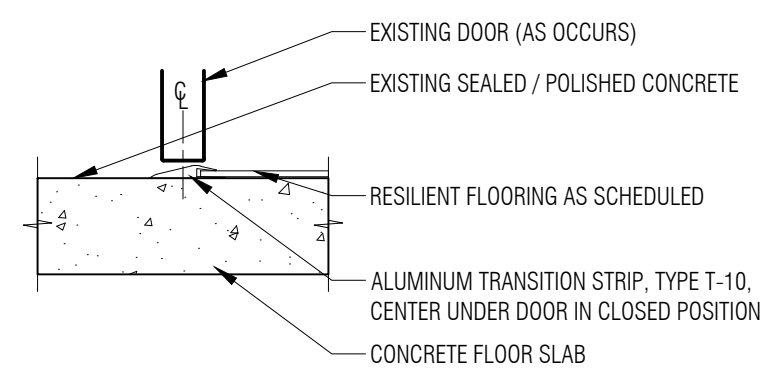
MAM

SHEET NAME

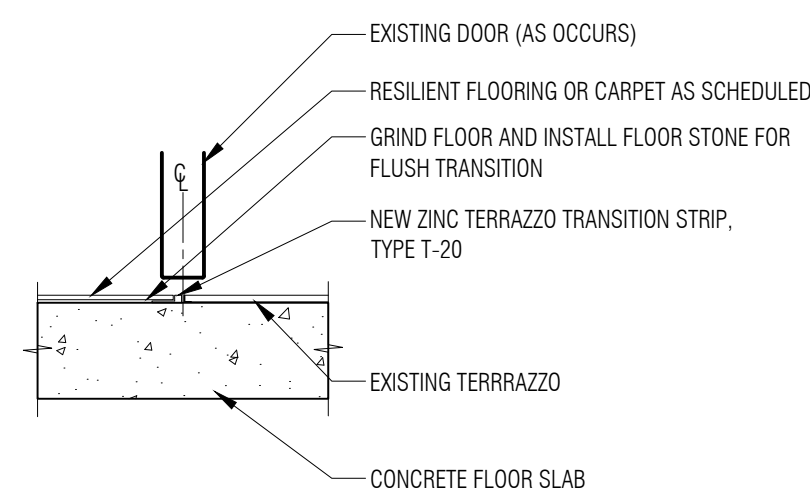
COVER SHEET

SHEET NO.

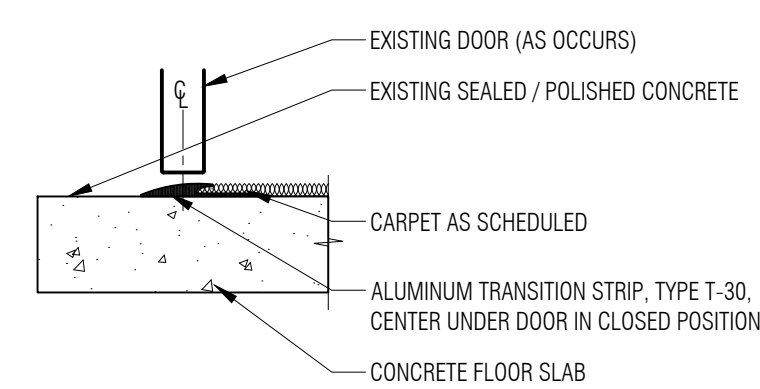
A0-00



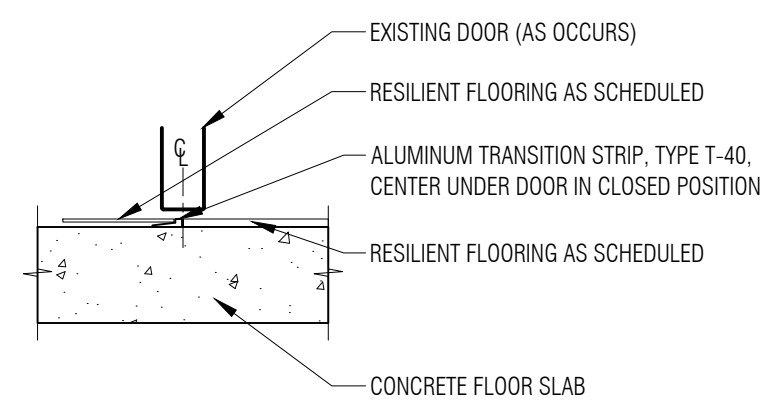
1 Concrete to MCT/RF Flooring Transition
1 1/2" = 1'-0"



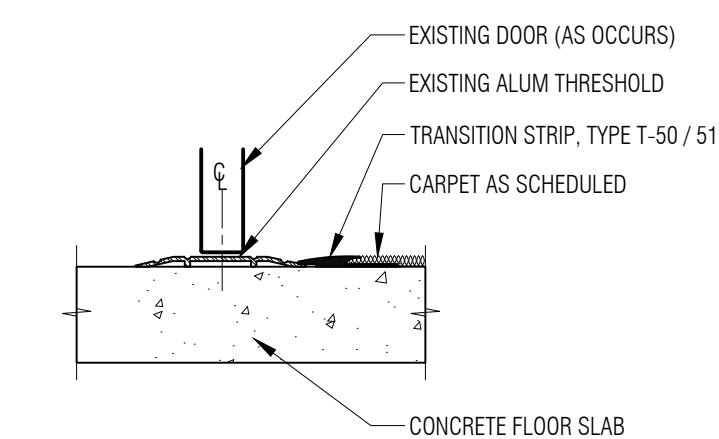
2 CPT or MCT to Terrazzo
1 1/2" = 1'-0"



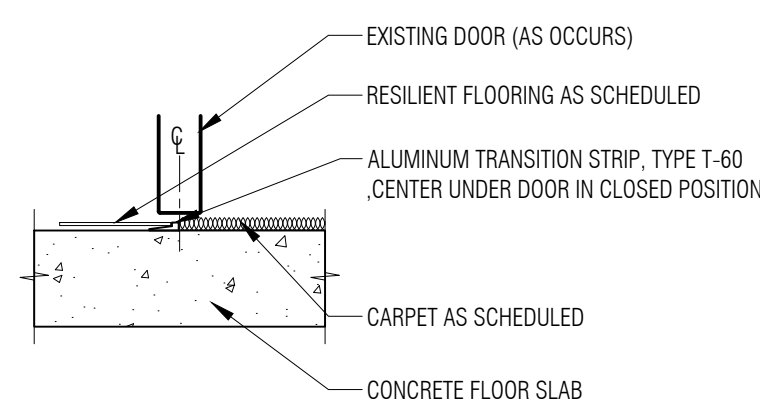
3 Concrete to CPT Transition
1 1/2" = 1'-0"



4 RF to MCT Flooring Transition
1 1/2" = 1'-0"



5 CPT to Existing Full Saddle
1 1/2" = 1'-0"



6 CPT to MCT Transition
1 1/2" = 1'-0"

Room Finish Schedule

ROOM NO.	ROOM NAME	FLOOR	BASE	WALLS				CEILING FINISH	ROOM FINISH KEY NOTES
				NORTH	EAST	SOUTH	WEST		
AREA D									
D101	CORRIDOR	MCT-21, 23 CPT-22	RB-22, 23	ETR	ETR	ETR	ETR	ETR	
D102	CORRIDOR	MCT-20, 21, 23	RB-22, 23	ETR	ETR	ETR	ETR	ETR	
D103	CORRIDOR	MCT-20, 21, 23	RB-22, 23	ETR	ETR	ETR	ETR	ETR	
D104	VESTIBULE	CPT-22	RB-22	ETR	ETR	ETR	ETR	ETR	
D105	GYMNASIUM	RF-20, 21	RB-20, 21	ETR	ETR	ETR	ETR	ETR	3
D106	CLASSROOM	CPT-20 MCT-20	RB-20, 21	ETR	ETR	ETR	ETR	ETR	
D107	CLASSROOM	CPT-20 MCT-20	RB-20, 21	ETR	ETR	ETR	ETR	ETR	
D108	CLASSROOM	CPT-20 MCT-20	RB-20, 21	ETR	ETR	ETR	ETR	ETR	
D109	CLASSROOM	CPT-20 MCT-20	RB-20, 21	ETR	ETR	ETR	ETR	ETR	

Room Finish General Notes:

- REFER TO REFLECTED CEILING PLANS, INTERIOR ELEVATIONS AND FINISH FLOOR PLANS FOR LOCATIONS OF MATERIAL/ PAINT TRANSITION.
- REFER TO MATERIAL FINISH COLOR SCHEDULE, SPECIFICATION SECTION 000200.
- PROVIDE REDUCER STRIP AT ALL FLOOR MATERIAL TRANSITIONS.
- REFER TO FINISH FLOOR PLANS A9-XX SERIES FOR FLOORING FINISH PATTERN.


Room Finish Key Notes:

- ALTERNATE #1 WORK SCOPE
- ALTERNATE #2 WORK SCOPE
- ALTERNATE #3 WORK SCOPE
- ALTERNATE #4 WORK SCOPE
- REFINISH EXISTING TERRAZZO - REFER TO SPECIFICATION

Room Finish Schedule

ROOM NO.	ROOM NAME	FLOOR	BASE	WALLS				CEILING FINISH	ROOM FINISH KEY NOTES
				NORTH	EAST	SOUTH	WEST		
AREA A									
A101	CORRIDOR	MCT-20, 21, 22 CPT-22	RB-22, 23	ETR	ETR	ETR	ETR	ETR	
A102	CORRIDOR	MCT-20, 21, 23	RB-22, 23	ETR	ETR	ETR	ETR	ETR	
A103	CORRIDOR	MCT-20, 21, 22 CPT-22	RB-22, 23	ETR	ETR	ETR	ETR	ETR	
A104	CLASSROOM	MCT-20 CPT-20	RB-20, 21	ETR	ETR	ETR	ETR	ETR	
A106	CLASSROOM	CPT-20 MCT-20	RB-20, 21	ETR	ETR	ETR	ETR	ETR	
A108	RESOURCE OFFICE	CPT-23	RB-20	ETR	ETR	ETR	ETR	ETR	4
A109	CLASSROOM	CPT-20 MCT-20	RB-20, 21	ETR	ETR	ETR	ETR	ETR	
A111	CLASSROOM	CPT-20 MCT-20	RB-20, 21	ETR	ETR	ETR	ETR	ETR	
A113	RESOURCE OFFICE	CPT-23	RB-20	ETR	ETR	ETR	ETR	ETR	4
A114	CLASSROOM	CPT-20 MCT-20	RB-20, 21	ETR	ETR	ETR	ETR	ETR	
A116	ART ROOM	MCT-20, 21	RB-20, 21	ETR	ETR	ETR	ETR	ETR	
A118	RESOURCE OFFICE	CPT-23	RB-20	ETR	ETR	ETR	ETR	ETR	4
A119	STAFF LOUNGE	ETR	ETR	ETR	ETR	ETR	ETR	ETR	
A120	WORK ROOM	ETR	ETR	ETR	ETR	ETR	ETR	ETR	
A124	LITERACY LIBRARY	CPT-20	RB-20, 21	ETR	ETR	ETR	ETR	ETR	
AREA B									
B100	VESTIBULE	CPT-22	RB-22	ETR	ETR	ETR	ETR	ETR	
B101	CORRIDOR	EXIST TERR MCT-22	RB-22, 23	ETR	ETR	ETR	ETR	ETR	5
B102	CORRIDOR	EXIST TERR MCT-22	RB-22, 23	ETR	ETR	ETR	ETR	ETR	5
B103	RECEPTION	CPT-20	RB-20, 21	ETR	ETR	ETR	ETR	ETR	
B104	PRINCIPALS OFFICE	CPT-20	RB-20, 21	ETR	ETR	ETR	ETR	ETR	
B105	CONFERENCE	CPT-20	RB-20, 21	ETR	ETR	ETR	ETR	ETR	
B106	WORK ROOM	ETR	ETR	ETR	ETR	ETR	ETR	ETR	
B107	CLINIC	MCT-20 RB-20	ETR	ETR	ETR	ETR	ETR	ETR	
B108	STORAGE	ETR	ETR	ETR	ETR	ETR	ETR	ETR	
B109	BOYS TOILET	EXIST TERR	ETR	ETR	ETR	ETR	ETR	ETR	
B110	GIRLS TOILET	EXIST TERR	ETR	ETR	ETR	ETR	ETR	ETR	
B111	KITCHEN	EXIST TERR	ETR	ETR	ETR	ETR	ETR	ETR	
B115	RECEIVING	ETR	ETR	ETR	ETR	ETR	ETR	ETR	
B117	CAFETERIA / AUDITORIUM	MCT-20, 21, 22 CPT-22	RB-20, 21	ETR	ETR	ETR	ETR	ETR	2
B121	MUSIC	CPT-22 RST-20	RB-20, 21	ETR	ETR	ETR	ETR	ETR	
B122	RAMP	MCT-20, 22	RB-20, 21	ETR	ETR	ETR	ETR	ETR	
B136	CLASSROOM	CPT-20 MCT-20	RB-20, 21	ETR	ETR	ETR	ETR	ETR	
B140	CLASSROOM	CPT-20 MCT-20	RB-20, 21	ETR	ETR	ETR	ETR	ETR	
AREA C									
C101	CORRIDOR	MCT-20, 21, 23	RB-22, 23	ETR	ETR	ETR	ETR	ETR	
C102	CORRIDOR	MCT-20, 21, 23	RB-22, 23	ETR	ETR	ETR	ETR	ETR	
C103	CORRIDOR	MCT-20, 21, 23	RB-22, 23	ETR	ETR	ETR	ETR	ETR	
C104	CORRIDOR	MCT-20, 21, 23	RB-22, 23	ETR	ETR	ETR	ETR	ETR	
C105	CORRIDOR	MCT-21 CPT-22	RB-22, 23	ETR	ETR	ETR	ETR	ETR	
C106	CORRIDOR	MCT-20, 21, 23	RB-22, 23	ETR	ETR	ETR	ETR	ETR	
C107	CORRIDOR	MCT-21, 23	RB-22, 23	ETR	ETR	ETR	ETR	ETR	
C108	CORRIDOR	MCT-21, 23	RB-22, 23	ETR	ETR	ETR	ETR	ETR	
C109	CLASSROOM	CPT-20 MCT-20	RB-20, 21	ETR	ETR	ETR	ETR	ETR	
C110	RESOURCE OFFICE	CPT-23	RB-20, 21	ETR	ETR	ETR	ETR	ETR	4
C111	CLASSROOM	CPT-20 MCT-20	RB-20, 21	ETR	ETR	ETR	ETR	ETR	
C112	COMPUTER LAB	CPT-20	RB-20, 21	ETR	ETR	ETR	ETR	ETR	
C113	PRESCHOOL	CPT-20 MCT-20	RB-20, 21	ETR	ETR	ETR	ETR	ETR	
C115	RESOURCE OFFICE	CPT-23	RB-20, 21	ETR	ETR	ETR	ETR	ETR	4
C116	STORAGE	ETR	ETR	ETR	ETR	ETR	ETR	ETR	
C117	CLASSROOM	CPT-20 MCT-20	RB-20, 21	ETR	ETR	ETR	ETR	ETR	
C118	CLASSROOM	CPT-20 MCT-20	RB-20, 21	ETR	ETR	ETR	ETR	ETR	
C119	CLASSROOM	CPT-20 MCT-20	RB-20, 21	ETR	ETR	ETR	ETR	ETR	
C120	RESOURCE OFFICE	CPT-23	RB-20, 21	ETR	ETR	ETR	ETR	ETR	4
C121	CLASSROOM	CPT-20 MCT-20	RB-20, 21	ETR	ETR	ETR	ETR	ETR	
C122	AUDIO / VISUAL BROADCAST	ETR	ETR	ETR	ETR	ETR	ETR	ETR	
C124	MEDIA CED/TERR	CPT-21	RB-22, 23	ETR	ETR	ETR	ETR	ETR	1

PARTNERS



PARTNERS in Architecture, PLC

65 MARKET STREET
MOUNT CLEMENS, MI 48043
P 586.469.3600

Statement of Intellectual Property

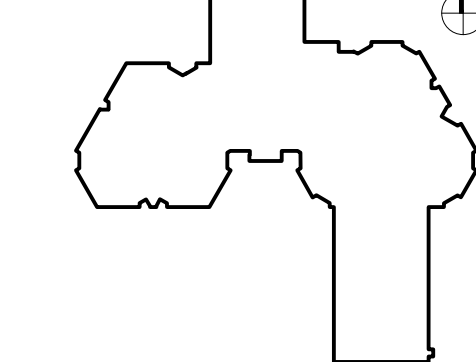
The ideas, concepts, drawings and thoughts conveyed herein are the intellectual property of PARTNERS in Architecture, PLC, 65 Market Street, Mount Clemens, MI, 48043 (P 586.469.3600). This set of drawings, in whole or in part, may not be reproduced, without the written consent of PARTNERS in Architecture, PLC. This information is protected under U.S. Copyright Law, all rights reserved.

© Copyright 2025

THIS DRAWING IS NOT TO BE USED FOR CONSTRUCTION UNLESS ISSUED BELOW SPECIFICALLY FOR "BIDDING / CONSTRUCTION"

CONSULTANT

KEY PLAN



OWNER

L'Anse Creuse Public Schools

PROJECT NAME

Bid Package 1
Flooring Replacement
Phase 1
Tenniswood Elementary

23450 Glenwood,
Clinton Township, MI 48035

PROJECT NO.

24-141B

ISSUES / REVISIONS

BID/CONSTRUCTION 01-17-2025
ADDENDUM #1 01-27-2025

DRAWN BY

PJE

CHECKED BY

MS

APPROVED BY

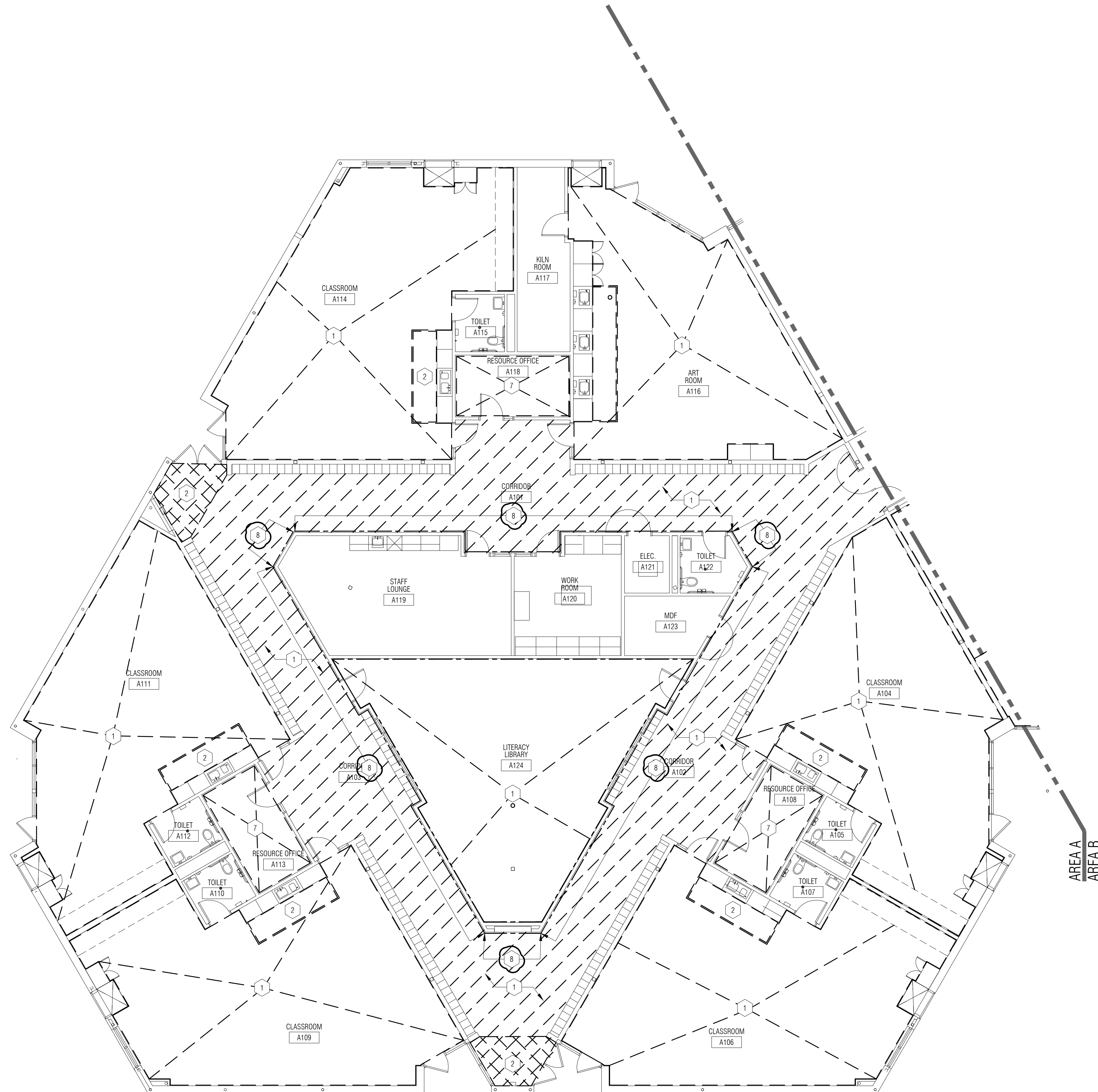
MAM

SHEET NAME

ROOM FINISH
SCHEDULE

SHEET NO.

A0-03



GENERAL NOTES - DEMO FINISH FLOOR PLANS:

- A. DO NOT SCALE DRAWINGS. USE DIMENSIONS PROVIDED. IF A CONFLICT IS ENCOUNTERED OR REQUIRED DIMENSION IS NOT PROVIDED, REQUEST A CLARIFICATION FROM THE ARCHITECT.
- B. COORDINATE SCOPE AND EXTENT OF DEMOLITION WITH NEW WORK PLANS.
- C. ALL CONSTRUCTION AND DEMOLITION MEANS, METHODS, AND SAFETY PRECAUTIONS SHALL BE THE SOLE RESPONSIBILITY OF THE CONTRACTOR.
- D. DISPOSE AND/OR RECYCLE ALL DEMOLITION MATERIALS LEGALLY OFF-SITE.
- E. ALL DEMOLITION DRAWINGS AND DETAILS ARE PROVIDED TO SHOW THE GENERAL SCOPE OF THE WORK. IT IS THE CONTRACTOR'S RESPONSIBILITY TO FAMILIARIZE THEMSELVES WITH THE EXISTING BUILDING CONDITIONS, TO UNDERSTAND THE DEMOLITION WORK NECESSARY TO ACCOMPLISH THE NEW WORK.
- F. ALL FLOORS AND WALL AT REMOVED ITEMS ARE TO BE PREPPED FOR THE NEW WORK INDICATED ELSEWHERE IN THIS DRAWING SET.


KEY NOTES - DEMO FINISH FLOOR PLANS:

- 1 REMOVE EXISTING CARPET FLOORING SYSTEM & WALL BASE COMPLETE, INCLUDING ALL TRANSITIONS, ADHESIVES, & INSTALLATION COMPONENTS. REFER TO NEW WORK PLANS FOR EXISTING TRANSITIONS TO REMAIN. WALL BASE VINYL UON
- 2 REMOVE EXISTING VCT FLOORING SYSTEM & WALL BASE COMPLETE, INCLUDING ALL ADHESIVES & INSTALLATION COMPONENTS. WALL BASE VINYL UON
- 3 REMOVE EXISTING CERAMIC FLOOR TILE GROUT & CERAMIC WALL BASE COMPLETE TO SLAB BELOW. BUILD UP AREA W/ SPECIFIED PRODUCT TO BE FLUSH WITH ADJACENT SLAB.
- 4 ALTERNATE #1: REMOVE EXISTING CARPET FLOORING SYSTEM AND RESILIENT BASE COMPLETE, INCLUDING ALL ADHESIVES & INSTALLATION COMPONENTS IN MEDIA CENTER.
- 5 ALTERNATE #2: REMOVE EXISTING VCT FLOORING SYSTEM & WALL BASE COMPLETE, INCLUDING ALL ADHESIVES & INSTALLATION COMPONENTS IN CAFETERIA.
- 6 ALTERNATE #3: REMOVE EXISTING VCT FLOORING SYSTEM & WALL BASE COMPLETE, INCLUDING ALL ADHESIVES & INSTALLATION COMPONENTS IN GYMNASIUM.
- 7 ALTERNATE #4: REMOVE EXISTING CARPET FLOORING SYSTEM & WALL BASE COMPLETE, INCLUDING ALL ADHESIVES & INSTALLATION COMPONENTS IN RESOURCE OFFICE AREA.
- 8 WD BASE MOLDING TO REMAIN. REMOVE WD 1/4 ROUND COMPLETE
- 9 REMOVE CERAMIC WALL BASE TILE & PREP SURFACE FOR NEW RUBBER WALL BASE
- 10 REMOVE RUBBER FLOORING SYSTEM /STAIR TREAD, VINYL WALL BASE COMPLETE, INCLUDING ALL TRANSITIONS, ADHESIVES, & INSTALLATION COMPONENTS. REFER TO NEW WORK PLANS FOR EXISTING TRANSITIONS TO REMAIN.
- 11 REMOVE RUBBER WALL BASE AND ADHESIVE COMPLETE FOR FLUSH SUBSTRATE
- 12 REMOVE EMBEDDED GYM EQUIPMENT FLOOR SLEEVE AND INFILL W/ GROUT FLUSH TO EXISTING FLOOR ELEVATION. PREP FOR NEW FLOOR FINISH

DEMO FLOOR PLAN LEGEND:

- REMOVE CPT & ALL ACCESSORIES. REFER TO KEYNOTE (1) FOR SCOPE OF DEMOLITION

PARTNERS

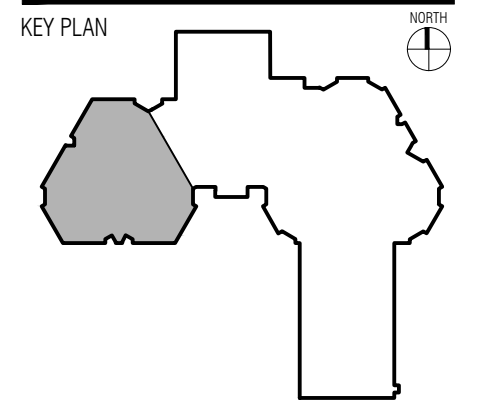


PARTNERS in Architecture, PLC
 65 MARKET STREET
 MOUNT CLEMENS, MI 48043
 P 586.469.3600

Statement of Intellectual Property
 The ideas, concepts, drawings and thoughts conveyed herein are the intellectual property of PARTNERS in Architecture, PLC, 65 Market Street, Mount Clemens, MI, 48043 (P 586.469.3600). This set of drawings, in whole or in part, may not be reproduced, without the written consent of PARTNERS in Architecture, PLC. This information is protected under U.S. Copyright Law, all rights reserved.

© Copyright 2025
 THIS DRAWING IS NOT TO BE USED FOR CONSTRUCTION UNLESS ISSUED BELOW SPECIFICALLY FOR "BIDDING / CONSTRUCTION"

CONSULTANT



OWNER

L'Anse Creuse Public Schools

PROJECT NAME
**Bid Package 1
 Flooring Replacement
 Phase 1
 Tenniswood Elementary**
 23450 Glenwood,
 Clinton Township, MI 48035

PROJECT NO.
24-141B

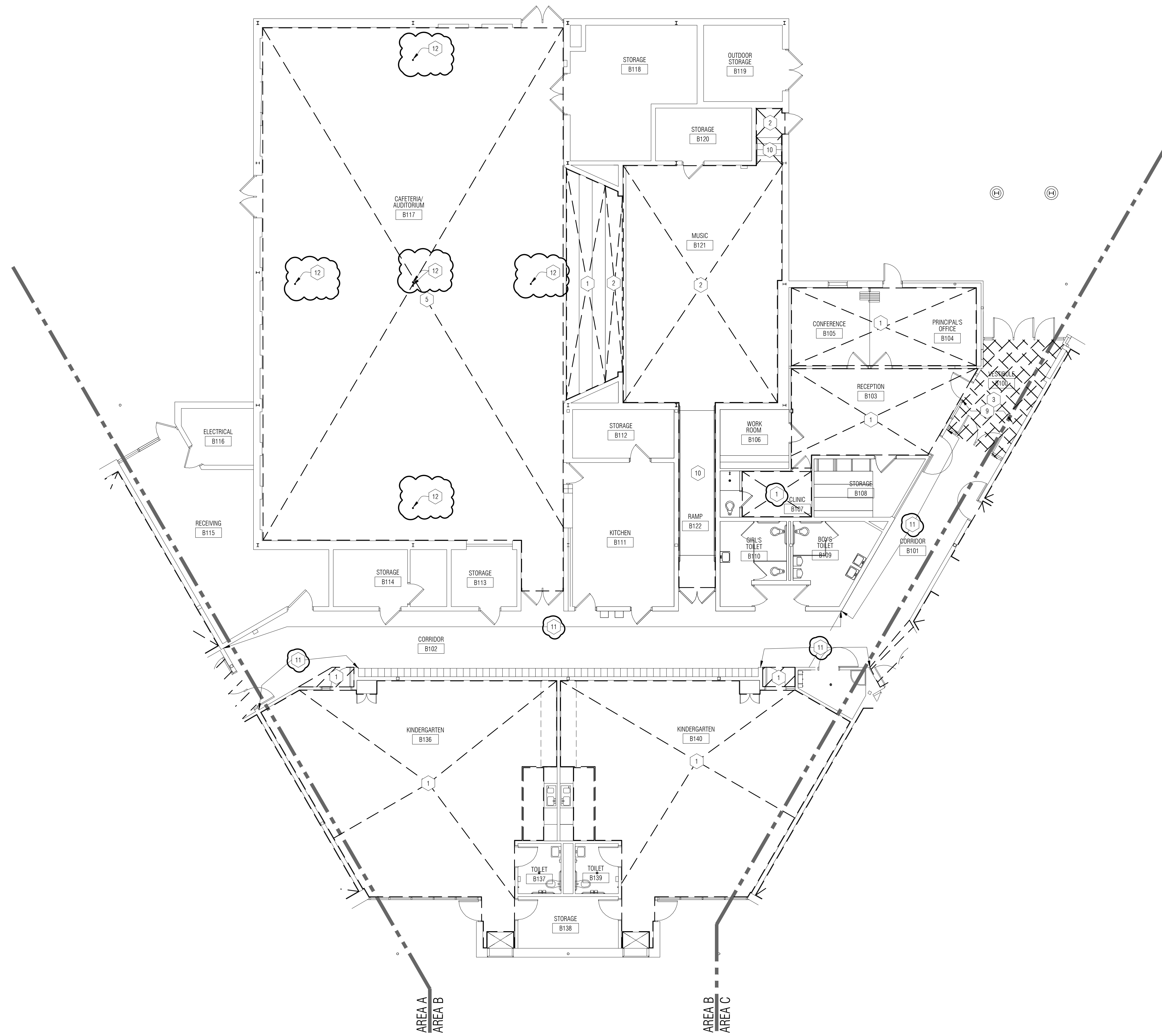
ISSUES / REVISIONS
 BID/CONSTRUCTION 01-17-2025
 ADDENDUM #1 01-27-2025

DRAWN BY
 VGH, PJE
 CHECKED BY
 MS
 APPROVED BY
 MAM

SHEET NAME
**DEMO FLOOR
 PLAN -
 AREA A**

SHEET NO.
A1-01

1 Demo Finish Floor Plan - Area A
 1/8" = 1'-0"



GENERAL NOTES - DEMO FINISH FLOOR PLANS:

- A. DO NOT SCALE DRAWINGS. USE DIMENSIONS PROVIDED. IF A CONFLICT IS ENCOUNTERED OR REQUIRED DIMENSION IS NOT PROVIDED, REQUEST A CLARIFICATION FROM THE ARCHITECT.
- B. COORDINATE SCOPE AND EXTENT OF DEMOLITION WITH NEW WORK PLANS.
- C. ALL CONSTRUCTION AND DEMOLITION MEANS, METHODS, AND SAFETY PRECAUTIONS SHALL BE THE SOLE RESPONSIBILITY OF THE CONTRACTOR.
- D. DISPOSE AND/OR RECYCLE ALL DEMOLITION MATERIALS LEGALLY OFF-SITE.
- E. ALL DEMOLITION DRAWINGS AND DETAILS ARE PROVIDED TO SHOW THE GENERAL SCOPE OF THE WORK. IT IS THE CONTRACTOR'S RESPONSIBILITY TO FAMILIARIZE THEMSELVES WITH THE EXISTING BUILDING CONDITIONS, TO UNDERSTAND THE DEMOLITION WORK NECESSARY TO ACCOMPLISH THE NEW WORK.
- F. ALL FLOORS AND WALL AT REMOVED ITEMS ARE TO BE PREPPED FOR THE NEW WORK INDICATED ELSEWHERE IN THIS DRAWING SET.


KEY NOTES - DEMO FINISH FLOOR PLANS:

- 1 REMOVE EXISTING CARPET FLOORING SYSTEM & WALL BASE COMPLETE, INCLUDING ALL TRANSITIONS, ADHESIVES, & INSTALLATION COMPONENTS. REFER TO NEW WORK PLANS FOR EXISTING TRANSITIONS TO REMAIN. WALL BASE VINYL UON
- 2 REMOVE EXISTING VCT FLOORING SYSTEM & WALL BASE COMPLETE, INCLUDING ALL ADHESIVES & INSTALLATION COMPONENTS. WALL BASE VINYL UON
- 3 REMOVE EXISTING CERAMIC FLOOR TILE (GROUT & CERAMIC) WALL BASE COMPLETE TO SLAB BELOW. BUILD UP AREA W/ SPECIFIED PRODUCT TO BE FLUSH WITH ADJACENT SLAB.
- 4 ALTERNATE #1: REMOVE EXISTING CARPET FLOORING SYSTEM AND RESILIENT BASE COMPLETE, INCLUDING ALL ADHESIVES & INSTALLATION COMPONENTS IN MEDIA CENTER.
- 5 ALTERNATE #2: REMOVE EXISTING VCT FLOORING SYSTEM & WALL BASE COMPLETE, INCLUDING ALL ADHESIVES & INSTALLATION COMPONENTS IN CAFETERIA.
- 6 ALTERNATE #3: REMOVE EXISTING VCT FLOORING SYSTEM & WALL BASE COMPLETE, INCLUDING ALL ADHESIVES & INSTALLATION COMPONENTS IN GYMNASIUM.
- 7 ALTERNATE #4: REMOVE EXISTING CARPET FLOORING SYSTEM & WALL BASE COMPLETE, INCLUDING ALL ADHESIVES & INSTALLATION COMPONENTS IN RESOURCE OFFICE AREA.
- 8 WD BASE MOLDING TO REMAIN. REMOVE WD 1/4 ROUND COMPLETE
- 9 REMOVE CERAMIC WALL BASE TILE & PREP SURFACE FOR NEW RUBBER WALL BASE
- 10 REMOVE RUBBER FLOORING SYSTEM /STAIR TREAD, VINYL WALL BASE COMPLETE, INCLUDING ALL TRANSITIONS, ADHESIVES, & INSTALLATION COMPONENTS. REFER TO NEW WORK PLANS FOR EXISTING TRANSITIONS TO REMAIN
- 11 REMOVE RUBBER WALL BASE AND ADHESIVE COMPLETE FOR FLUSH SUBSTRATE
- 12 REMOVE EMBEDDED GYM EQUIPMENT FLOOR SLEEVE AND INFILL W/ GROUT FLUSH TO EXISTING FLOOR ELEVATION. PREP FOR NEW FLOOR FINISH

DEMO FLOOR PLAN LEGEND:

- REMOVE CPT & ALL ACCESSORIES. REFER TO KEYNOTE (1) FOR SCOPE OF DEMOLITION

PARTNERS



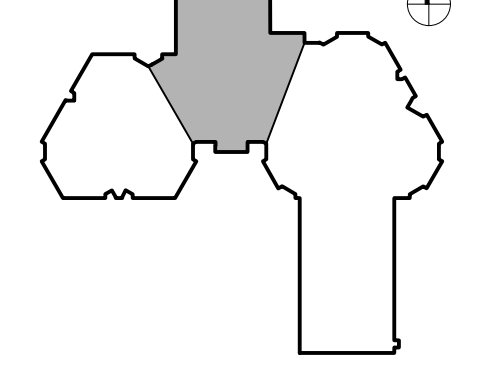
PARTNERS in Architecture, PLC
 65 MARKET STREET
 MOUNT CLEMENS, MI 48043
 P 586.469.3600

Statement of Intellectual Property
 The ideas, concepts, drawings and thoughts conveyed herein are the intellectual property of PARTNERS in Architecture, PLC, 65 Market Street, Mount Clemens, MI, 48043 (P 586.469.3600). This set of drawings, in whole or in part, may not be reproduced, without the written consent of PARTNERS in Architecture, PLC. This information is protected under U.S. Copyright Law, all rights reserved.

© Copyright 2025
 THIS DRAWING IS NOT TO BE USED FOR CONSTRUCTION UNLESS ISSUED BELOW SPECIFICALLY FOR "BIDDING / CONSTRUCTION"

CONSULTANT

KEY PLAN



OWNER

L'Anse Creuse Public Schools

PROJECT NAME
**Bid Package 1
 Flooring Replacement
 Phase 1
 Tenniswood Elementary**
 23450 Glenwood,
 Clinton Township, MI 48035

PROJECT NO.
24-141B

ISSUES / REVISIONS

BID/CONSTRUCTION	01-17-2025
ADDENDUM #1	01-27-2025

DRAWN BY

CHECKED BY
 MS

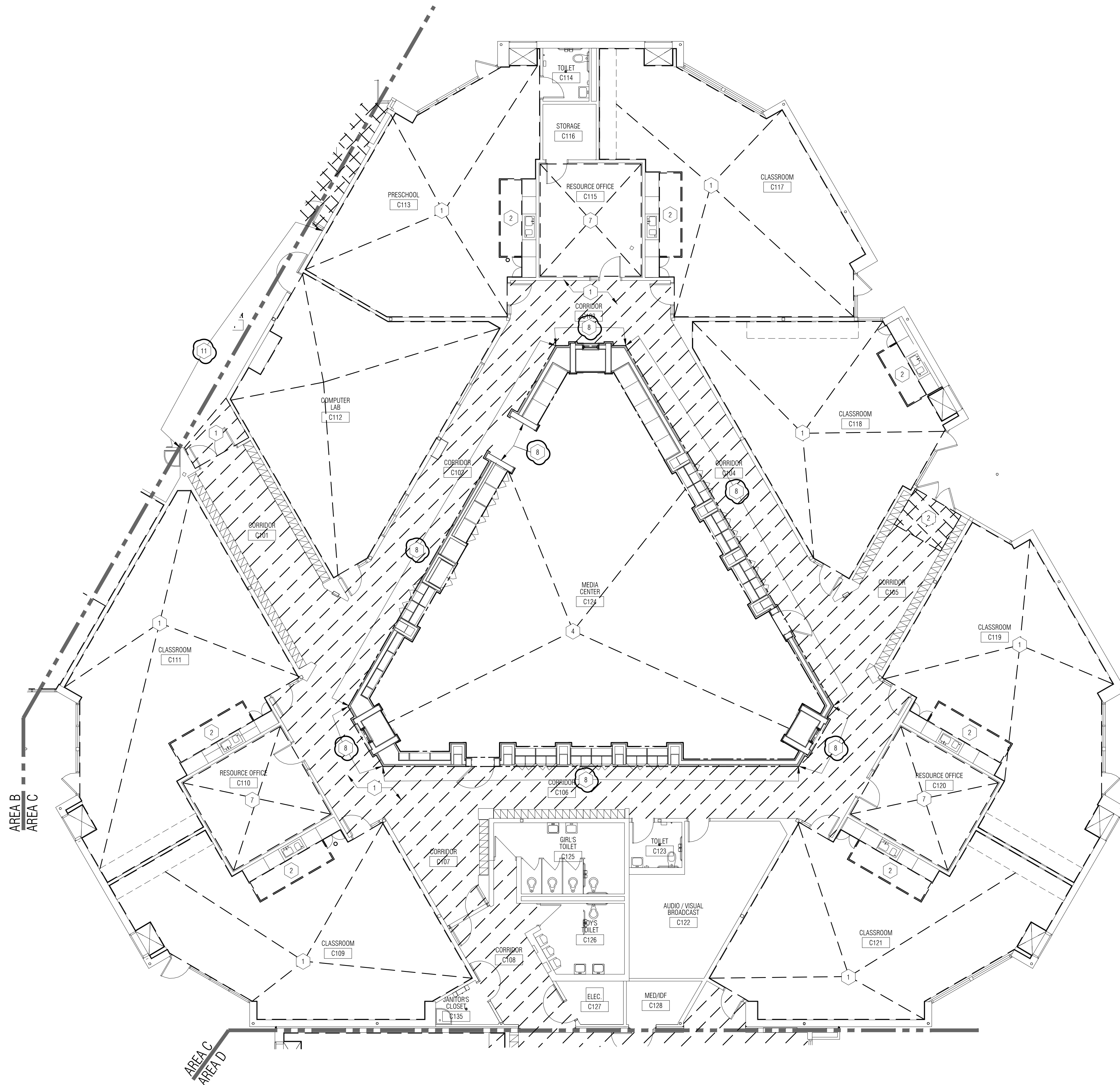
APPROVED BY
 MAM

SHEET NAME

**DEMO FLOOR
 PLAN -
 AREA B**

SHEET NO.
A1-02

1 Demo Finish Floor Plan - Area B
 1/8" = 1'-0"



GENERAL NOTES - DEMO FINISH FLOOR PLANS:

- A. DO NOT SCALE DRAWINGS. USE DIMENSIONS PROVIDED. IF A CONFLICT IS ENCOUNTERED OR REQUIRED DIMENSION IS NOT PROVIDED, REQUEST A CLARIFICATION FROM THE ARCHITECT.
- B. COORDINATE SCOPE AND EXTENT OF DEMOLITION WITH NEW WORK PLANS.
- C. ALL CONSTRUCTION AND DEMOLITION MEANS, METHODS, AND SAFETY PRECAUTIONS SHALL BE THE SOLE RESPONSIBILITY OF THE CONTRACTOR.
- D. DISPOSE AND/OR RECYCLE ALL DEMOLITION MATERIALS LEGALLY OFF-SITE.
- E. ALL DEMOLITION DRAWINGS AND DETAILS ARE PROVIDED TO SHOW THE GENERAL SCOPE OF THE WORK. IT IS THE CONTRACTOR'S RESPONSIBILITY TO FAMILIARIZE THEMSELVES WITH THE EXISTING BUILDING CONDITIONS. TO UNDERSTAND THE DEMOLITION WORK NECESSARY TO ACCOMPLISH THE NEW WORK.
- F. ALL FLOORS AND WALL AT REMOVED ITEMS ARE TO BE PREPPED FOR THE NEW WORK INDICATED ELSEWHERE IN THIS DRAWING SET.


KEY NOTES - DEMO FINISH FLOOR PLANS:

- 1 REMOVE EXISTING CARPET FLOORING SYSTEM & WALL BASE COMPLETE, INCLUDING ALL TRANSITIONS, ADHESIVES, & INSTALLATION COMPONENTS. REFER TO NEW WORK PLANS FOR EXISTING TRANSITIONS TO REMAIN. WALL BASE VINYL UON
- 2 REMOVE EXISTING VCT FLOORING SYSTEM & WALL BASE COMPLETE, INCLUDING ALL ADHESIVES & INSTALLATION COMPONENTS. WALL BASE VINYL UON
- 3 REMOVE EXISTING CERAMIC FLOOR TILE ABOUT 1/4" CERAMIC WALL BASE COMPLETE TO SLAB BELOW. BUILD UP AREA W/ SPECIFIED PRODUCT TO BE FLUSH WITH ADJACENT SLAB.
- 4 ALTERNATE #1: REMOVE EXISTING CARPET FLOORING SYSTEM AND RESILIENT BASE COMPLETE, INCLUDING ALL ADHESIVES & INSTALLATION COMPONENTS IN MEDIA CENTER.
- 5 ALTERNATE #2: REMOVE EXISTING VCT FLOORING SYSTEM & WALL BASE COMPLETE, INCLUDING ALL ADHESIVES & INSTALLATION COMPONENTS IN CAFETERIA.
- 6 ALTERNATE #3: REMOVE EXISTING VCT FLOORING SYSTEM & WALL BASE COMPLETE, INCLUDING ALL ADHESIVES & INSTALLATION COMPONENTS IN GYMNASIUM.
- 7 ALTERNATE #4: REMOVE EXISTING CARPET FLOORING SYSTEM & WALL BASE COMPLETE, INCLUDING ALL ADHESIVES & INSTALLATION COMPONENTS IN RESOURCE OFFICE AREA.
- 8 WD BASE MOLDING TO REMAIN. REMOVE WD 1/4 ROUND COMPLETE
- 9 REMOVE CERAMIC WALL BASE TILE & PREP SURFACE FOR NEW RUBBER WALL BASE
- 10 REMOVE RUBBER FLOORING SYSTEM /STAIR TREAD, VINYL WALL BASE COMPLETE, INCLUDING ALL TRANSITIONS, ADHESIVES, & INSTALLATION COMPONENTS. REFER TO NEW WORK PLANS FOR EXISTING TRANSITIONS TO REMAIN.
- 11 REMOVE RUBBER WALL BASE AND ADHESIVE COMPLETE FOR FLUSH SUBSTRATE
- 12 REMOVE EMBEDDED GYM EQUIPMENT FLOOR SLEEVE AND INFILL W/ GROUT FLUSH TO EXISTING FLOOR ELEVATION. PREP FOR NEW FLOOR FINISH

DEMO FLOOR PLAN LEGEND:

- REMOVE CPT & ALL ACCESSORIES. REFER TO KEYNOTE (1) FOR SCOPE OF DEMOLITION

PARTNERS



PARTNERS in Architecture, PLC
 65 MARKET STREET
 MOUNT CLEMENS, MI 48043
 P 586.469.3600

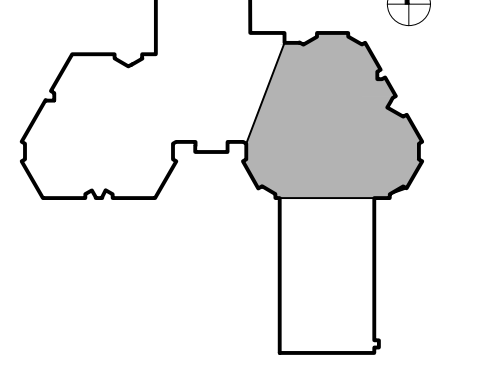
Statement of Intellectual Property
 The ideas, concepts, drawings and thoughts conveyed herein are the intellectual property of PARTNERS in Architecture, PLC, 65 Market Street, Mount Clemens, MI, 48043 (P 586.469.3600). This set of drawings, in whole or in part, may not be reproduced, without the written consent of PARTNERS in Architecture, PLC. This information is protected under U.S. Copyright Law, all rights reserved.

© Copyright 2025

THIS DRAWING IS NOT TO BE USED FOR CONSTRUCTION UNLESS ISSUED BELOW SPECIFICALLY FOR "BIDDING / CONSTRUCTION"

CONSULTANT

KEY PLAN



OWNER

L'Anse Creuse Public Schools

PROJECT NAME

**Bid Package 1
 Flooring Replacement
 Phase 1
 Tenniswood Elementary**
 23450 Glenwood,
 Clinton Township, MI 48035

PROJECT NO.

24-141B

ISSUES / REVISIONS

BID/CONSTRUCTION	01-17-2025
ADDENDUM #1	01-27-2025

DRAWN BY

CHECKED BY
MS

APPROVED BY
MAM

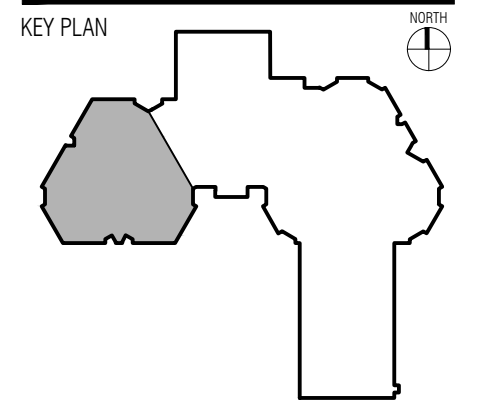

SHEET NAME

**DEMO FLOOR
 PLAN -
 AREA C**

SHEET NO.

A1-03

1 Demo Finish Floor Plan - Area C
 1/8" = 1'-0"



GENERAL NOTES - FINISH FLOOR PLANS:

- A. ALL SURFACES TO RECEIVE NEW MATERIAL ARE TO BE PREPPED AS REQUIRED BY MANUFACTURER PRIOR TO INSTALLATION.
- B. REFERENCE ROOM FINISH SCHEDULE AND MATERIAL FINISH / COLOR SCHEDULE (SPEC SECTION 000200) FOR ADDITIONAL FINISH INFORMATION.
- B. MCT COLOR TRANSITION TO BEGIN AT FIRST JOINT INSIDE CORNER OF WALL AT ALL DOORWAYS SHOWN AS HAVING A COLOR TRANSITION.
- C. ALL DIMENSIONS ARE SHOWN AS +/- AND NEED TO BE VERIFIED IN FIELD.
- D. UNLESS OTHERWISE NOTED, FLOOR FINISHES TRANSITION UNDER THE CENTERLINE OF DOORS (WHEREVER APPLICABLE).
- E. REFER TO A0-03 ROOM FINISH SCHEDULE FOR TRANSITION DETAILS.
- F. ALL SF AREAS ARE APPROXIMATE, VERIFY IN FIELD.

KEY NOTES - FINISH FLOOR PLANS:

- 1 EXISTING THRESHOLD TO REMAIN
- 2 EXISTING CLEANOUTS TO REMAIN
- 3 REMOVE AND REINSTALL EXISTING FLOOR MOUNTED DOOR LOCK RECEIVER
- 4 BASKETBALL COURT LINES TO BE 2" WIDE PAINT COLOR-1 AS INDICATED IN SPEC SECTION 096600 ALTERNATE #3
- 5 VOLLEYBALL COURT LINES TO BE 2" WIDE PAINT COLOR-2 AS INDICATED IN SPEC SECTION 096600 ALTERNATE #3
- 6 REMOVE AND REINSTALL EXISTING GYM EQUIPMENT FLOOR PLATE AT NEW FLOOR ELEVATION (ALTERNATE #2 AND #3)
- 7 REMOVE AND REINSTALL EXISTING ELECTRICAL OUTLET COVER PLATE ON STAIR RISER @ NEW FLOOR ELEVATION
- 8 INSTALL RUBBER THRESHOLD (TYPE T-50) DIRECTLY ADJACENT TO EXISTING ALUMINUM THRESHOLD TO REMAIN TO CAPTURE CUT EDGE OF CARPET
- 9 REFINISH TERRAZZO SURFACE AND RESEAL - REFER TO SPECIFICATIONS
- 10 ROTATE FLOOR TILE AT THIS LOCATION SO TILE IS PARALLEL TO ADJACENT WALL
- 11 NOT USED
- 12 NOT USED
- 13 NOT USED
- 14 MCT-21, 2" STRIPE CENTERED WITH MC-20 TWO FULL TILES EACH SIDE OF STRIPE
- 15 BASKETBALL COURT LINES SHOULD BE CENTERED ON CENTERLINE OF BASKETBALL BACKBOARD AND HOOP
- 16 GRIND DOWN ANY HIGH POINTS AND EXCESS ADHESIVE FOR CLEAN, DRY SUBSTRATE PRIOR TO INSTALLATION OF RUBBER TREADS W/ INTEGRAL RISERS
- 17 INSTALL CUSTOM CUT 10° ANGLED RUBBER STRINGER AT EDGE OF STAIR, EACH SIDE
- 18 PROVIDE EXPANSION JOINT COVER AT EXISTING BUILDING JOINT. VERIFY LOCATION OF JOINT AFTER DEMOLITION OF CARPET. PROVIDE INPRO 801 FLOOR TO FLOOR EXPANSION JOINT COVER WITH STAINLESS STEEL FINISH OR EQUAL BY BALCO OR CONSTRUCTION SPECIALTIES
- 19 GRIND DOWN ±1/4" OF CONCRETE ±1'-0" FROM TRANSITION LOCATION AND INSTALL TERRAZZO TRANSITION STRIP. INSTALL FLOOR STONE AT DEPTH AS REQD FOR FLUSH TRANSITION BETWEEN FLOORING MATERIALS
- 20 NOT USED

FINISH FLOOR PLAN LEGEND:

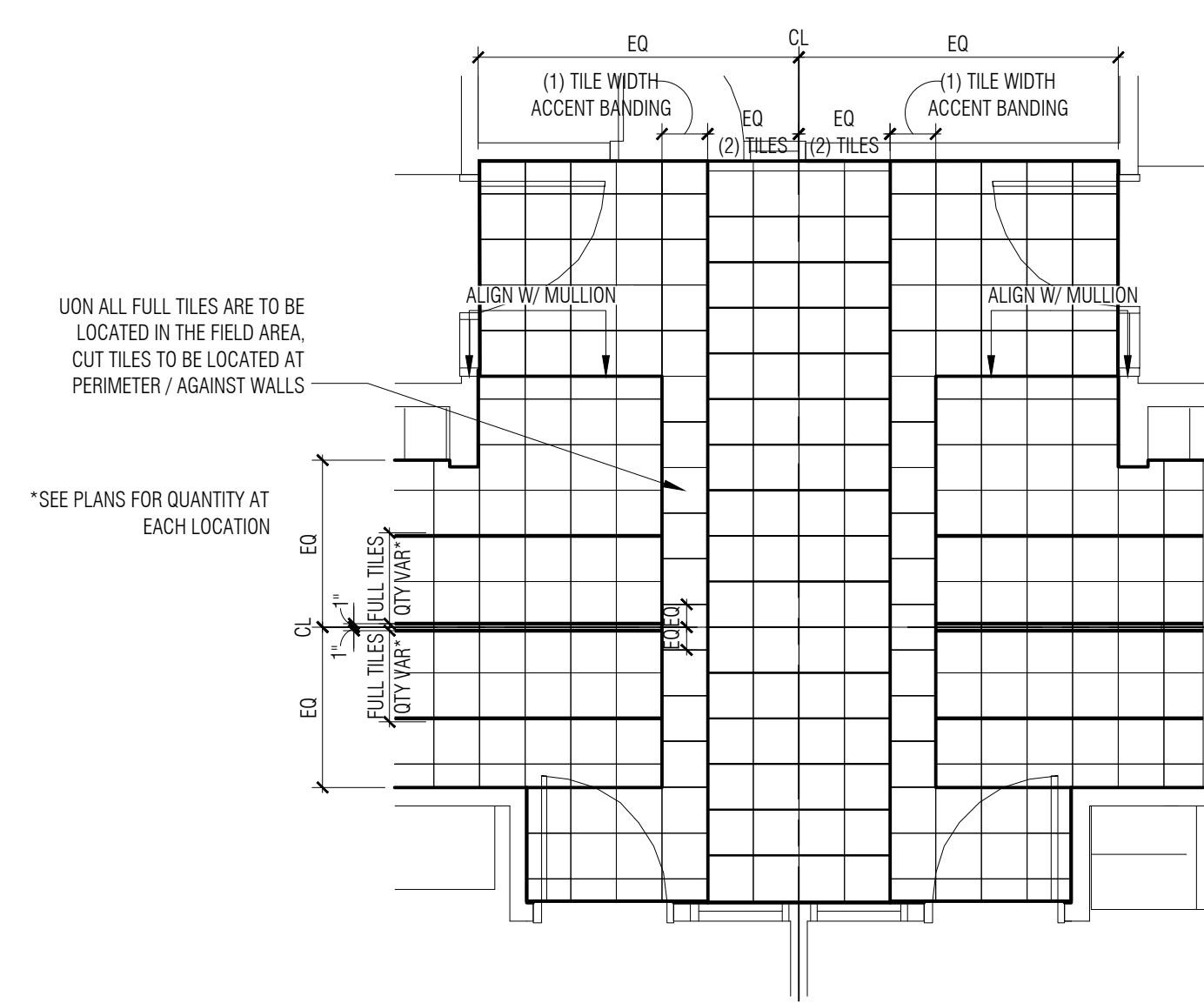
SCALE OF HATCH PATTERNS MAY VARY DEPENDING ON ROOM SIZE. IT IS THE DESIGN INTENT THAT THE PATTERN SHAPE DEPICTS THE MATERIAL

	MCT-10		CPT-10		RF-10
	MCT-11		CPT-11		RF-11
	MCT-12		CPT-12		
	MCT-13		CPT-13		RST-10

XX XX
FLOOR TRANSITION

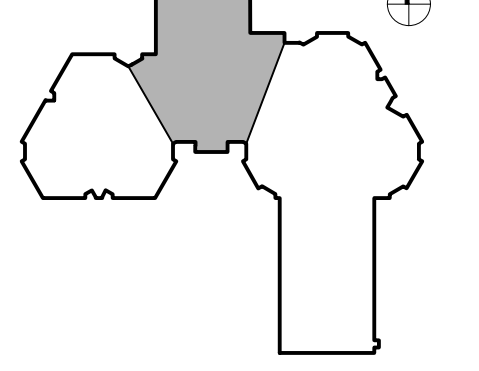

PATTERN GENERAL NOTE

REFER TO PLANS FOR MATERIAL HATCHES AT EACH AREA / SCHOOL. ENLARGED PLAN IS FOR TILE PATTERN ONLY - NOT COLORS WITH IN PATTERN.



2 TYP. SIM. Crosswalk Design w/ Center Stripe
1/4" = 1'-0"

1 Ground Level Finish Floor Plan - Area A
1/8" = 1'-0"



GENERAL NOTES - FINISH FLOOR PLANS:

- A. ALL SURFACES TO RECEIVE NEW MATERIAL ARE TO BE PREPPED AS REQUIRED BY MANUFACTURER PRIOR TO INSTALLATION.
- B. REFERENCE ROOM FINISH SCHEDULE AND MATERIAL FINISH / COLOR SCHEDULE (SPEC SECTION 000200) FOR ADDITIONAL FINISH INFORMATION.
- B. MCT COLOR TRANSITION TO BEGIN AT FIRST JOINT INSIDE CORNER OF WALL AT ALL DOORWAYS SHOWN AS HAVING A COLOR TRANSITION.
- C. ALL DIMENSIONS ARE SHOWN AS +/- AND NEED TO BE VERIFIED IN FIELD.
- D. UNLESS OTHERWISE NOTED, FLOOR FINISHES TRANSITION UNDER THE CENTERLINE OF DOORS (WHEREVER APPLICABLE).
- E. REFER TO A0-03 ROOM FINISH SCHEDULE FOR TRANSITION DETAILS.
- F. ALL SF AREAS ARE APPROXIMATE, VERIFY IN FIELD.

KEY NOTES - FINISH FLOOR PLANS:

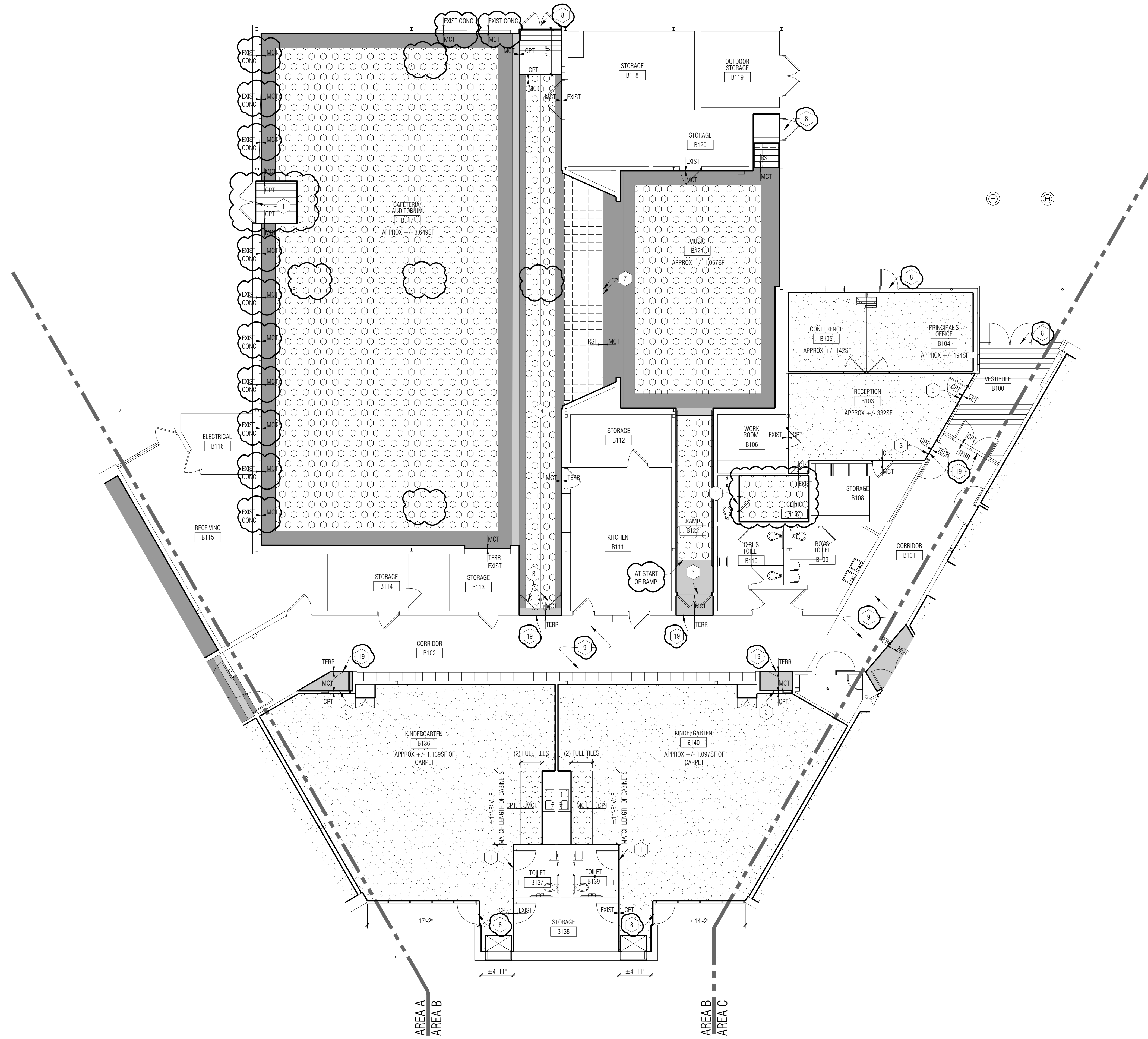
- 1 EXISTING THRESHOLD TO REMAIN
- 2 EXISTING CLEANOUTS TO REMAIN
- 3 REMOVE AND REINSTALL EXISTING FLOOR MOUNTED DOOR LOCK RECEIVER
- 4 BASKETBALL COURT LINES TO BE 2" WIDE PAINT COLOR-1 AS INDICATED IN (SPEC SECTION 096600 ALTERNATE #3)
- 5 VOLLEYBALL COURT LINES TO BE 2" WIDE PAINT COLOR-2 AS INDICATED IN (SPEC SECTION 096600 ALTERNATE #3)
- 6 REMOVE AND REINSTALL EXISTING GYM EQUIPMENT FLOOR PLATE AT NEW FLOOR ELEVATION (ALTERNATE #2 AND #3)
- 7 REMOVE AND REINSTALL EXISTING ELECTRICAL OUTLET COVER PLATE ON STAIR RISER @ NEW FLOOR ELEVATION
- 8 INSTALL RUBBER THRESHOLD (TYPE T-50) DIRECTLY ADJACENT TO EXISTING ALUMINUM THRESHOLD TO REMAIN TO CAPTURE CUT EDGE OF CARPET
- 9 REFINISH TERRAZZO SURFACE AND RESEAL - REFER TO SPECIFICATIONS
- 10 ROTATE FLOOR TILE AT THIS LOCATION SO TILE IS PARALLEL TO ADJACENT WALL
- 11 NOT USED
- 12 NOT USED
- 13 NOT USED
- 14 MCT-21, 2" STRIPE CENTERED WITH MC-20 TWO FULL TILES EACH SIDE OF STRIPE
- 15 BASKETBALL COURT LINES SHOULD BE CENTERED ON CENTERLINE OF BASKETBALL BACKBOARD AND HOOP
- 16 GRIND DOWN ANY HIGH POINTS AND EXCESS ADHESIVE FOR CLEAN, DRY SUBSTRATE PRIOR TO INSTALLATION OF RUBBER TREADS W/ INTEGRAL RISERS
- 17 INSTALL CUSTOM CUT 10' ANGLED RUBBER STRINGER AT EDGE OF STAIR, EACH SIDE
- 18 PROVIDE EXPANSION JOINT COVER AT EXISTING BUILDING JOINT. VERIFY LOCATION OF JOINT AFTER DEMOLITION OF CARPET. PROVIDE INPRO 801 FLOOR TO FLOOR EXPANSION JOINT COVER WITH STAINLESS STEEL FINISH OR EQUAL BY BALCO OR CONSTRUCTION SPECIALTIES
- 19 GRIND DOWN ±1/4" OF CONCRETE ±1'-0" FROM TRANSITION LOCATION AND INSTALL TERRAZZO TRANSITION STRIP. INSTALL FLOOR STONE AT DEPTH AS REQD FOR FLUSH TRANSITION BETWEEN FLOORING MATERIALS
- 20 NOT USED

FINISH FLOOR PLAN LEGEND:

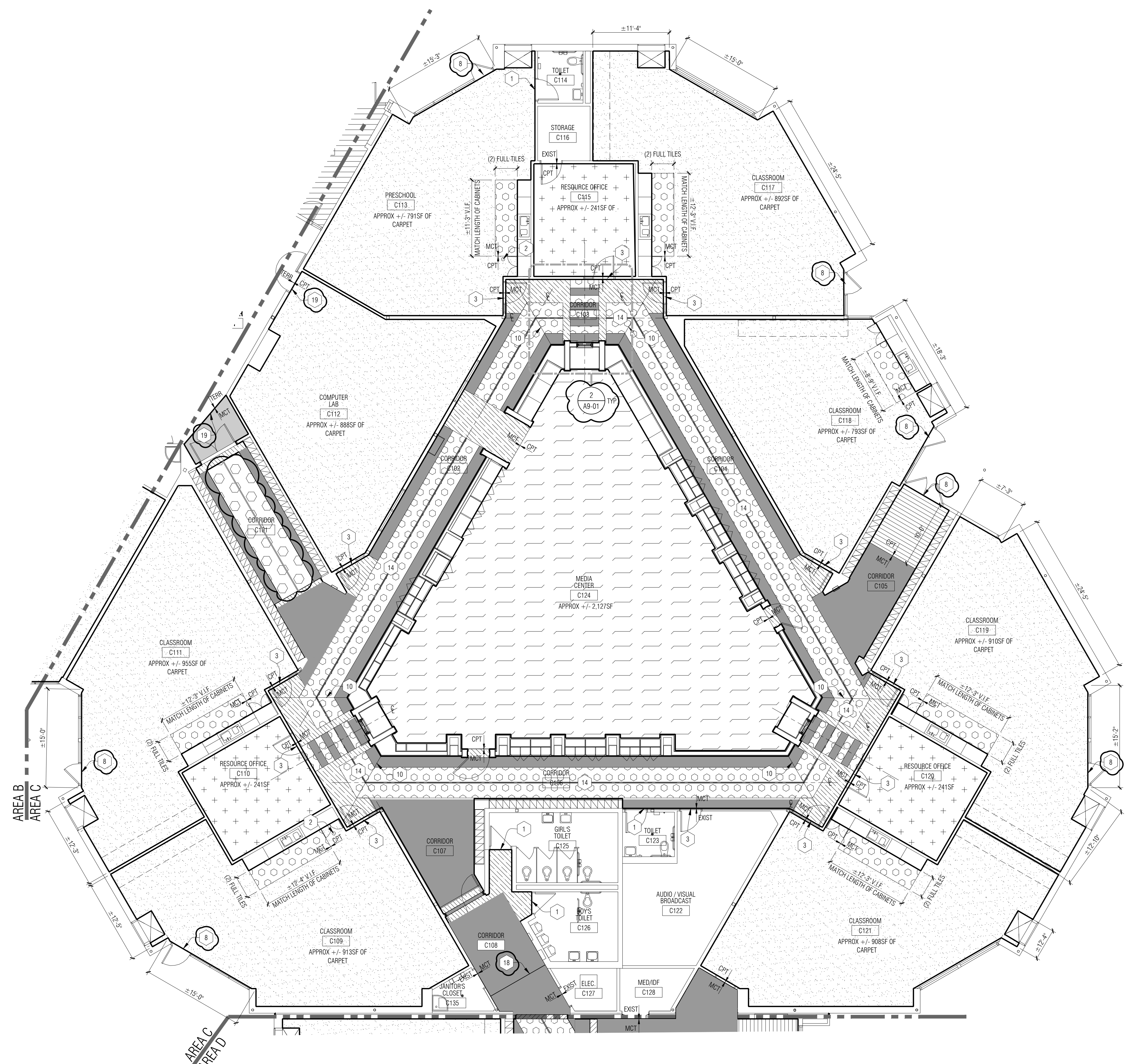
SCALE OF HATCH PATTERNS MAY VARY DEPENDING ON ROOM SIZE. IT IS THE DESIGN INTENT THAT THE PATTERN SHAPE DEPICTS THE MATERIAL

	MCT-10		CPT-10		RF-10
	MCT-11		CPT-11		RF-11
	MCT-12		CPT-12		
	MCT-13		CPT-13		RST-10

XX XX
FLOOR TRANSITION



1 Ground Level Floor Plan - Area B
1/8" = 1'-0"



GENERAL NOTES - FINISH FLOOR PLANS:

- A. ALL SURFACES TO RECEIVE NEW MATERIAL ARE TO BE PREPPED AS REQUIRED BY MANUFACTURER PRIOR TO INSTALLATION.
- B. REFERENCE ROOM FINISH SCHEDULE AND MATERIAL FINISH / COLOR SCHEDULE (SPEC SECTION 000200) FOR ADDITIONAL FINISH INFORMATION.
- B. MCT COLOR TRANSITION TO BEGIN AT FIRST JOINT INSIDE CORNER OF WALL AT ALL DOORWAYS SHOWN AS HAVING A COLOR TRANSITION.
- C. ALL DIMENSIONS ARE SHOWN AS +/- AND NEED TO BE VERIFIED IN FIELD.
- D. UNLESS OTHERWISE NOTED, FLOOR FINISHES TRANSITION UNDER THE CENTERLINE OF DOORS (WHEREVER APPLICABLE).
- E. REFER TO A0-03 ROOM FINISH SCHEDULE FOR TRANSITION DETAILS.
- F. ALL SF AREAS ARE APPROXIMATE, VERIFY IN FIELD.

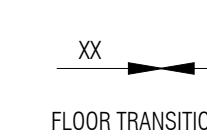
KEY NOTES - FINISH FLOOR PLANS:

- 1 EXISTING THRESHOLD TO REMAIN
- 2 EXISTING CLEANOUTS TO REMAIN
- 3 REMOVE AND REINSTALL EXISTING FLOOR MOUNTED DOOR LOCK RECEIVER
- 4 BASKETBALL COURT LINES TO BE 2" WIDE PAINT COLOR-1 AS INDICATED IN SPEC SECTION 096600 ALTERNATE #3
- 5 WALL FLOOR LINE COURT LINES TO BE 2" WIDE PAINT COLOR-2 AS INDICATED IN SPEC SECTION 096600 ALTERNATE #3
- 6 REMOVE AND REINSTALL EXISTING GYM EQUIPMENT FLOOR PLATE AT NEW FLOOR ELEVATION (ALTERNATE #2 AND #3)
- 7 REMOVE AND REINSTALL EXISTING ELECTRICAL OUTLET COVER PLATE ON STAIR RISER @ NEW FLOOR ELEVATION
- 8 INSTALL RUBBER THRESHOLD (TYPE T-50) DIRECTLY ADJACENT TO EXISTING ALUMINUM THRESHOLD TO REMAIN TO CAPTURE CUT EDGE OF CARPET
- 9 REFINISH TERRAZZO SURFACE AND RESEAL - REFER TO SPECIFICATIONS
- 10 ROTATE FLOOR TILE AT THIS LOCATION SO TILE IS PARALLEL TO ADJACENT WALL
- 11 NOT USED
- 12 NOT USED
- 13 NOT USED
- 14 MCT-21, 2" STRIPE CENTERED WITH MC-20 TWO FULL TILES EACH SIDE OF STRIPE
- 15 BASKETBALL COURT LINES SHOULD BE CENTERED ON CENTERLINE OF BASKETBALL BACKBOARD AND HOOP
- 16 GRIND DOWN ANY HIGH POINTS AND EXCESS ADHESIVE FOR CLEAN, DRY SUBSTRATE PRIOR TO INSTALLATION OF RUBBER TREADS W/ INTEGRAL RISERS
- 17 INSTALL CUSTOM CUT 10' ANGLED RUBBER STRINGER AT EDGE OF STAIR, EACH SIDE
- 18 PROVIDE EXPANSION JOINT COVER AT EXISTING BUILDING JOINT. VERIFY LOCATION OF JOINT AFTER DEMOLITION OF CARPET. PROVIDE INFO 801 FLOOR TO FLOOR EXPANSION JOINT COVER WITH STAINLESS STEEL FINISH OR EQUAL BY BALCO OR CONSTRUCTION SPECIALTIES
- 19 GRIND DOWN +/- 1/4" OF CONCRETE +/- 1'-0" FROM TRANSITION LOCATION AND INSTALL TERRAZZO TRANSITION STRIP. INSTALL FLOOR STONE AT DEPTH AS REQD FOR FLUSH TRANSITION BETWEEN FLOORING MATERIALS
- 20 NOT USED


FINISH FLOOR PLAN LEGEND:

SCALE OF HATCH PATTERNS MAY VARY DEPENDING ON ROOM SIZE. IT IS THE DESIGN INTENT THAT THE PATTERN SHAPE DEPICTS THE MATERIAL.

	MCT-10		CPT-10		RF-10
	MCT-11		CPT-11		RF-11
	MCT-12		CPT-12		
	MCT-13		CPT-13		RST-10



PARTNERS



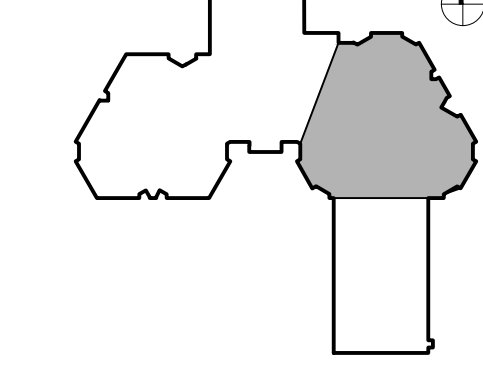
PARTNERS in Architecture, PLC
 65 MARKET STREET
 MOUNT CLEMENS, MI 48043
 P 586.469.3600

Statement of Intellectual Property
 The ideas, concepts, drawings and thoughts conveyed herein are the intellectual property of PARTNERS in Architecture, PLC, 65 Market Street, Mount Clemens, MI, 48043 (P 586.469.3600). This set of drawings, in whole or in part, may not be reproduced, without the written consent of PARTNERS in Architecture, PLC. This information is protected under U.S. Copyright Law, all rights reserved.

© Copyright 2025
 THIS DRAWING IS NOT TO BE USED FOR CONSTRUCTION UNLESS ISSUED BELOW SPECIFICALLY FOR "BIDDING / CONSTRUCTION"

CONSULTANT

KEY PLAN



OWNER

L'Anse Creuse Public Schools

PROJECT NAME

Bid Package 1
 Flooring Replacement
 Phase 1
 Tenniswood Elementary

23450 Glenwood,
 Clinton Township, MI 48035

PROJECT NO.

24-141B

ISSUES / REVISIONS

BID/CONSTRUCTION 01-17-2025
 ADDENDUM #1 01-27-2025

DRAWN BY

AH, PJE

CHECKED BY

MS

APPROVED BY


MAM

SHEET NAME

GROUND LEVEL
 FINISH FLOOR
 PLAN -
 AREA C

SHEET NO.
 A9-03

1 Ground Level Finish Floor Plan - Area C
 1/8" = 1'-0"



PARTNERS in Architecture, PLC
 65 MARKET STREET
 MOUNT CLEMENS, MI 48043
 P 586.469.3600

Statement of Intellectual Property

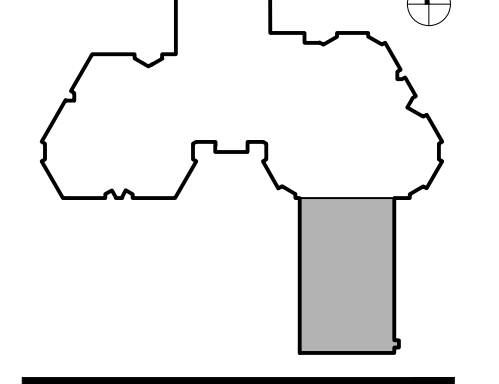
The ideas, concepts, drawings and thoughts conveyed herein are the intellectual property of PARTNERS in Architecture, PLC, 65 Market Street, Mount Clemens, MI, 48043 (P 586.469.3600). This set of drawings, in whole or in part, may not be reproduced, without the written consent of PARTNERS in Architecture, PLC. This information is protected under U.S. Copyright Law, all rights reserved.

© Copyright 2025

THIS DRAWING IS NOT TO BE USED FOR CONSTRUCTION UNLESS ISSUED BELOW SPECIFICALLY FOR "BIDDING / CONSTRUCTION"

CONSULTANT

KEY PLAN



OWNER

L'Anse Creuse Public Schools

PROJECT NAME

Bid Package 1
 Flooring Replacement
 Phase 1
 Tenniswood Elementary

23450 Glenwood,
 Clinton Township, MI 48035

PROJECT NO.

24-141B

ISSUES / REVISIONS

BID/CONSTRUCTION 01-17-2025
 ADDENDUM #1 01-27-2025

DRAWN BY

AH, PJE

CHECKED BY

MS

APPROVED BY

MAM

SHEET NAME

GROUND LEVEL
 FINISH FLOOR
 PLAN -
 AREA D

SHEET NO.

A9-04

GENERAL NOTES - FINISH FLOOR PLANS:

- A. ALL SURFACES TO RECEIVE NEW MATERIAL ARE TO BE PREPPED AS REQUIRED BY MANUFACTURER PRIOR TO INSTALLATION.
- B. REFERENCE ROOM FINISH SCHEDULE AND MATERIAL FINISH / COLOR SCHEDULE (SPEC SECTION 000200) FOR ADDITIONAL FINISH INFORMATION.
- B. MCT COLOR TRANSITION TO BEGIN AT FIRST JOINT INSIDE CORNER OF WALL AT ALL DOORWAYS SHOWN AS HAVING A COLOR TRANSITION.
- C. ALL DIMENSIONS ARE SHOWN AS +/- AND NEED TO BE VERIFIED IN FIELD.
- D. UNLESS OTHERWISE NOTED, FLOOR FINISHES TRANSITION UNDER THE CENTERLINE OF DOORS (WHEREVER APPLICABLE).
- E. REFER TO A0-03 ROOM FINISH SCHEDULE FOR TRANSITION DETAILS.
- F. ALL SF AREAS ARE APPROXIMATE, VERIFY IN FIELD.

KEY NOTES - FINISH FLOOR PLANS:

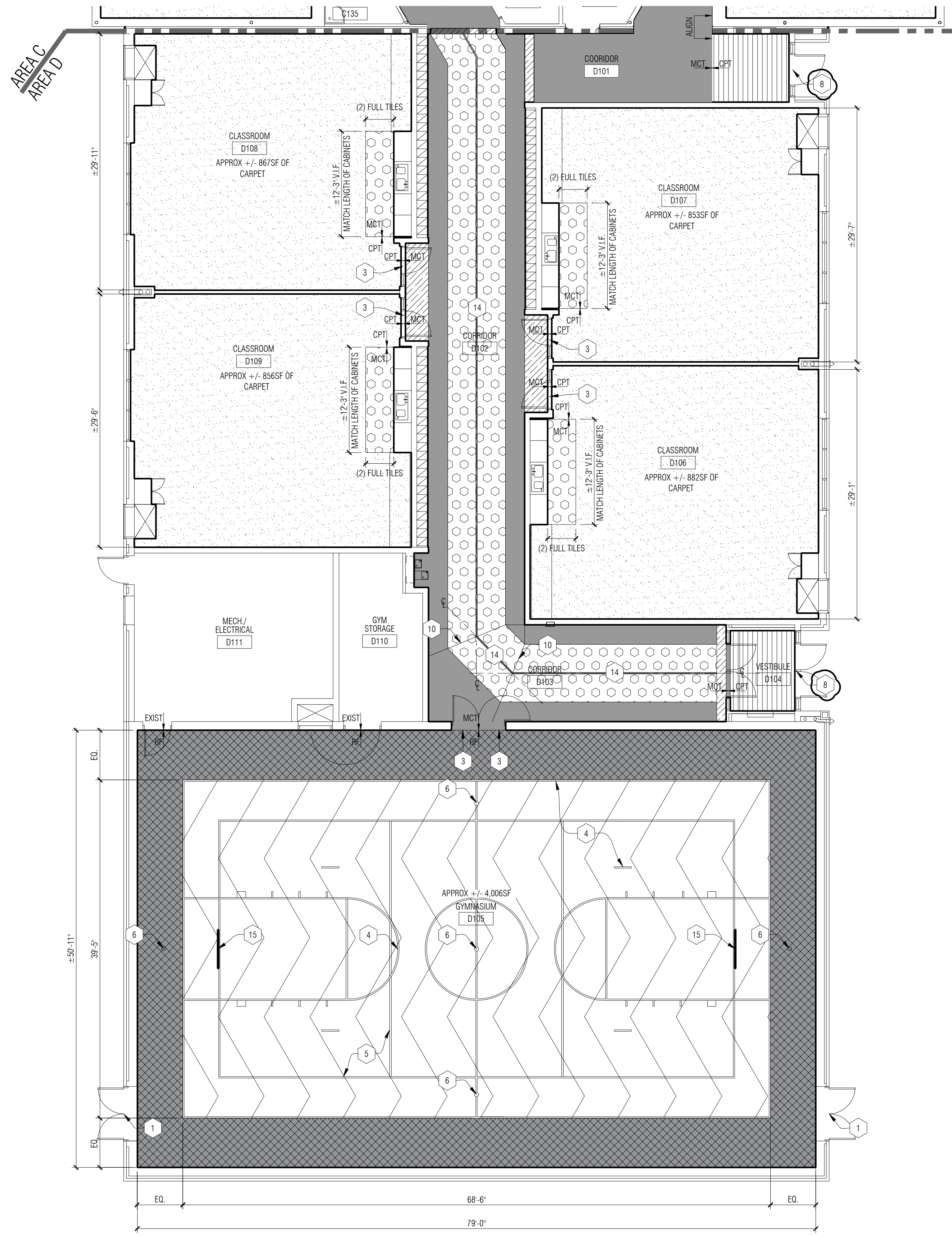
- 1 EXISTING THRESHOLD TO REMAIN
- 2 EXISTING CLEANOUTS TO REMAIN
- 3 REMOVE AND REINSTALL EXISTING FLOOR MOUNTED DOOR LOCK RECEIVER
- 4 BASKETBALL COURT LINES TO BE 2" WIDE PAINT COLOR-1 AS INDICATED IN SPEC SECTION 096600 ALTERNATE #3
- 5 VOLLEYBALL COURT LINES TO BE 2" WIDE PAINT COLOR-2 AS INDICATED IN SPEC SECTION 096600 ALTERNATE #3
- 6 REMOVE AND REINSTALL EXISTING GYM EQUIPMENT FLOOR PLATE AT NEW FLOOR ELEVATION (ALTERNATE #2 AND #3)
- 7 REMOVE AND REINSTALL EXISTING ELECTRICAL OUTLET COVER PLATE ON STAIR RISER @ NEW FLOOR ELEVATION
- 8 INSTALL RUBBER THRESHOLD (TYPE T-50) DIRECTLY ADJACENT TO EXISTING ALUMINUM THRESHOLD TO REMAIN TO CAPTURE CUT EDGE OF CARPET
- 9 REFINISH TERRAZZO SURFACE AND RESEAL - REFER TO SPECIFICATIONS
- 10 ROTATE FLOOR TILE AT THIS LOCATION SO TILE IS PARALLEL TO ADJACENT WALL
- 11 NOT USED
- 12 NOT USED
- 13 NOT USED
- 14 MCT-21, 2" STRIPE CENTERED WITH MC-20 TWO FULL TILES EACH SIDE OF STRIPE
- 15 BASKETBALL COURT LINES SHOULD BE CENTERED ON CENTERLINE OF BASKETBALL BACKBOARD AND HOOP
- 16 GRIND DOWN ANY HIGH POINTS AND EXCESS ADHESIVE FOR CLEAN, DRY SUBSTRATE PRIOR TO INSTALLATION OF RUBBER TREADS W/ INTEGRAL RISERS
- 17 INSTALL CUSTOM CUT 10° ANGLED RUBBER STRINGER AT EDGE OF STAIR, EACH SIDE
- 18 PROVIDE EXPANSION JOINT COVER AT EXISTING BUILDING JOINT. VERIFY LOCATION OF JOINT AFTER DEMOLITION OF CARPET. PROVIDE INPRO 801 FLOOR TO FLOOR EXPANSION JOINT COVER WITH STAINLESS STEEL FINISH OR EQUAL BY BALCO OR CONSTRUCTION SPECIALTIES
- 19 GRIND DOWN ±1/4" OF CONCRETE ±1'-0" FROM TRANSITION LOCATION AND INSTALL TERRAZZO TRANSITION STRIP. INSTALL FLOOR STONE AT DEPTH AS REQD FOR FLUSH TRANSITION BETWEEN FLOORING MATERIALS
- 20 NOT USED

FINISH FLOOR PLAN LEGEND:

SCALE OF HATCH PATTERNS MAY VARY DEPENDING ON ROOM SIZE. IT IS THE DESIGN INTENT THAT THE PATTERN SHAPE DEPICTS THE MATERIAL

	MCT-10		CPT-10		RF-10
	MCT-11		CPT-11		RF-11
	MCT-12		CPT-12		
	MCT-13		CPT-13		RST-10

XX XX
 FLOOR TRANSITION




1 Ground Level Finish Floor Plan - Area D
 1/8" = 1'-0"

L'Anse Creuse Public Schools - Bid Package 1

Flooring Replacement Phase 1 - Yacks Elementary

34700 Union Lake Road, Harrison Township, MI 48045

PARTNERS



Architect:
PARTNERS in Architecture, PLC

65 Market Street
Mount Clemens, MI 48043
(Phone) 586-469-3600

Owner:
L'Anse Creuse Public Schools

24076 F. V Pankow Blvd.
Clinton Township, MI 48036
(Phone) 586-783-6550


Construction Manager:
Barton Malow Builders

26500 American Drive
Southfield, MI 48304
(Phone) 248-436-5000

Drawing Index	
Sheet Number	Sheet Title
A0-00	COVER SHEET
Architectural	
A0-01	GENERAL PROJECT INFORMATION
A0-02	COMPOSITE FLOOR PLAN
A0-03	ROOM FINISH SCHEDULE
A1-01	DEMO FLOOR PLAN - AREA A
A1-02	DEMO FLOOR PLAN - AREA B
A1-03	DEMO FLOOR PLAN - AREA C
A1-04	DEMO FLOOR PLAN - AREA D
A9-01	GROUND LEVEL FINISH FLOOR PLAN - AREA A
A9-02	GROUND LEVEL FINISH FLOOR PLAN - AREA B
A9-03	GROUND LEVEL FINISH FLOOR PLAN - AREA C
A9-04	GROUND LEVEL FINISH FLOOR PLAN - AREA D

CODE INFORMATION	
PROJECT DESCRIPTION: REMOVAL AND INSTALLATION OF NEW FLOORING	
GOVERNING CODES	
2015 MICHIGAN BUILDING CODE (IBC 2015 WITH AMENDMENTS)	
2015 MICHIGAN REHABILITATION CODE (IEBC 2015 WITH AMENDMENTS)	
2012 NFPA 101 - LIFE SAFETY CODE (WITH AMENDMENTS)	
USE AND OCCUPANCY	
USE GROUP E (EDUCATIONAL)	
BUILDING HEIGHT AND AREA - UNCHANGED	
FIRE SUPPRESSION: FULLY SUPPRESSED	
CONSTRUCTION TYPE - TYPE IIB (TYPE II 000)	
INTERIOR FLOOR FINISHES: CLASS II	

PARTNERS



PARTNERS in Architecture, PLC

65 MARKET STREET
MOUNT CLEMENS, MI 48043
P 586.469.3600

Statement of Intellectual Property

The ideas, concepts, drawings and thoughts conveyed herein are the intellectual property of PARTNERS in Architecture, PLC, 65 Market Street, Mount Clemens, MI, 48043 (P 586.469.3600). This set of drawings, in whole or in part, may not be reproduced, without the written consent of PARTNERS in Architecture, PLC. This information is protected under U.S. Copyright Law, all rights reserved.

© Copyright 2025

THIS DRAWING IS NOT TO BE USED FOR CONSTRUCTION UNLESS ISSUED BELOW SPECIFICALLY FOR "BIDDING / CONSTRUCTION"

LOCATION MAP

OWNER

L'Anse Creuse Public Schools

PROJECT NAME

**Bid Package 1
Flooring Replacement
Phase 1
Yacks Elementary**

34700 Union Lake Road,
Harrison Township, MI 48045

PROJECT NO.

24-141C

ISSUES / REVISIONS

BID/CONSTRUCTION	01-17-2025
ADDENDUM #1	01-24-2025

DRAWN BY

CHECKED BY

MS

APPROVED BY

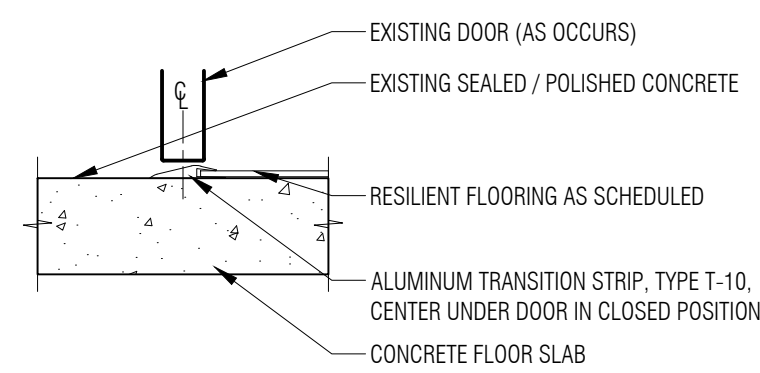
MAM

SHEET NAME

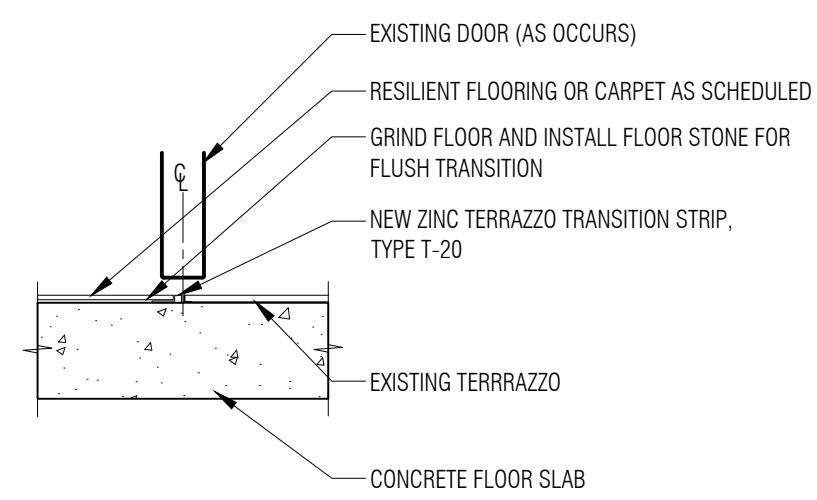
COVER SHEET

SHEET NO.

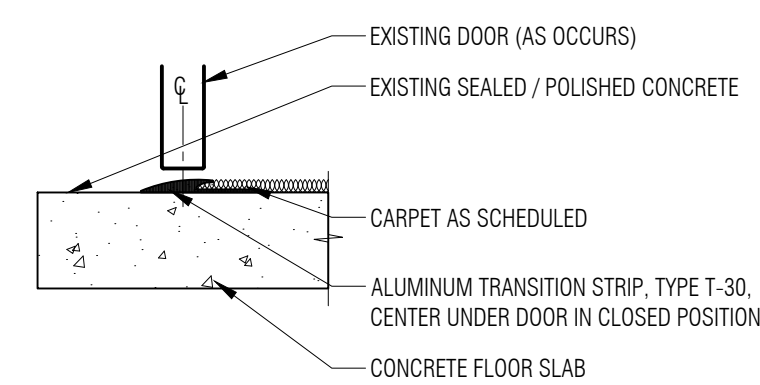
A0-00



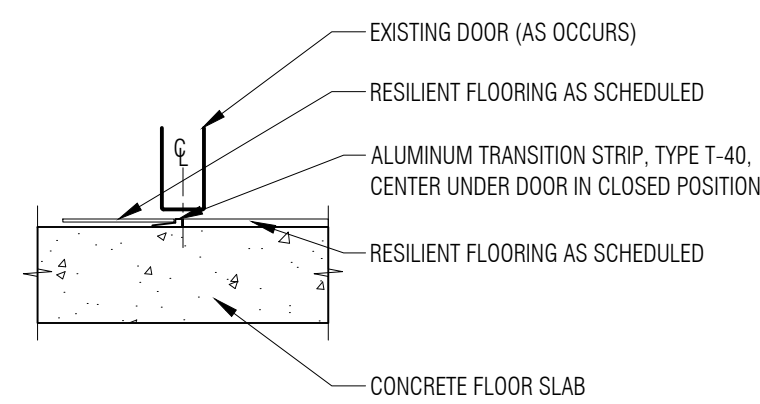
1 Concrete to MCT/RF Flooring Transition
1 1/2" = 1'-0"



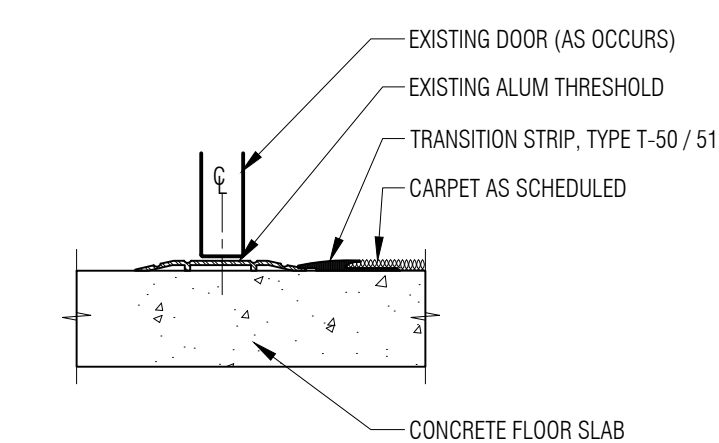
2 CPT or MCT to Terrazzo
1 1/2" = 1'-0"



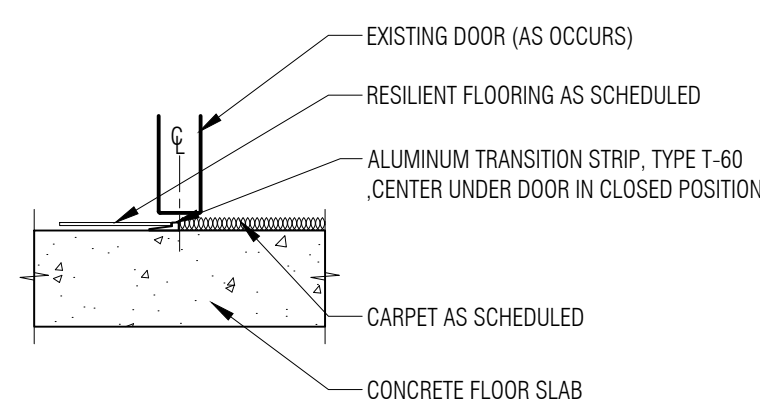
3 Concrete to CPT Transition
1 1/2" = 1'-0"



4 RF to MCT Flooring Transition
1 1/2" = 1'-0"



5 CPT to Existing Full Saddle
1 1/2" = 1'-0"




6 CPT to MCT Transition
1 1/2" = 1'-0"

ROOM NO.	ROOM NAME	FLOOR	BASE	WALLS				CEILING FINISH	ROOM FINISH KEY NOTES
				NORTH	EAST	SOUTH	WEST		
AREA C				ETR	ETR	ETR	ETR	ETR	
C120	CLASSROOM	CPT-30 MCT-30	RB-30, 31	ETR	ETR	ETR	ETR	ETR	
C121	CLASSROOM	CPT-30 MCT-30	RB-30, 31	ETR	ETR	ETR	ETR	ETR	
C122	RESOURCE OFFICE	CPT-33	RB-30, 31	ETR	ETR	ETR	ETR	ETR	4
C123	MEDIA CENTERR	CPT-31	RB-32, 33	ETR	ETR	ETR	ETR	ETR	1
C126	WORK ROOM	ETR	ETR	ETR	ETR	ETR	ETR	ETR	
C127	CLINIC	MCT-30	RB-30,31	ETR	ETR	ETR	ETR	ETR	
C131	OFFICE	CPT-33	RB-30	ETR	ETR	ETR	ETR	ETR	4
AREA D									
D100	VESTIBULE	CPT-32	RB-32	ETR	ETR	ETR	ETR	ETR	
D101	CORRIDOR	MCT-30, 31, 32 CPT-32 MCT-31	RB-30, 31	ETR	ETR	ETR	ETR	ETR	
D102	CORRIDOR	MCT-30, 31, 32	RB-32, 33	ETR	ETR	ETR	ETR	ETR	
D103	CORRIDOR	MCT-30, 31, 32	RB-32, 33	ETR	ETR	ETR	ETR	ETR	
D104	CLASSROOM	CPT-30 MCT-30	RB-30, 31	ETR	ETR	ETR	ETR	ETR	
D105	CLASSROOM	CPT-30 MCT-30	RB-30, 31	ETR	ETR	ETR	ETR	ETR	
D106	CLASSROOM	CPT-30 MCT-30	RB-30, 31	ETR	ETR	ETR	ETR	ETR	
D107	CLASSROOM	CPT-30 MCT-30	RB-30, 31	ETR	ETR	ETR	ETR	ETR	3
D112	GYMNASIUM	RF-30, 31	RB-30, 31	ETR	ETR	ETR	ETR	ETR	3

Room Finish General Notes:									
A. REFER TO REFLECTED CEILING PLANS, INTERIOR ELEVATIONS AND FINISH FLOOR PLANS FOR LOCATIONS OF MATERIAL/ PAINT TRANSITION.									
B. REFER TO MATERIAL FINISH/ COLOR SCHEDULE, SPECIFICATION SECTION 00200.									
C. PROVIDE REDUCER STRIP AT ALL FLOOR MATERIAL TRANSITIONS.									
D. REFER TO FINISH FLOOR PLANS A9-XX SERIES FOR FLOORING FINISH PATTERN.									
Room Finish Key Notes:									
1. ALTERNATE #1 WORK SCOPE									
2. ALTERNATE #2 WORK SCOPE									
3. ALTERNATE #3 WORK SCOPE									
4. ALTERNATE #4 WORK SCOPE									
5. REFINISH EXISTING TERRAZZO - REFER TO SPECIFICATION									

ROOM NO.	ROOM NAME	FLOOR	BASE	WALLS				CEILING FINISH	ROOM FINISH KEY NOTES
				NORTH	EAST	SOUTH	WEST		
AREA A									
A101	CORRIDOR	MCT-31, 32 CPT-32	RB-32, 33	ETR	ETR	ETR	ETR	ETR	
A102	CORRIDOR	MCT-30, 31, 32	RB-32, 33	ETR	ETR	ETR	ETR	ETR	
A103	CORRIDOR	MCT-31, 32 CPT-32	RB-32, 33	ETR	ETR	ETR	ETR	ETR	
A104	CORRIDOR	MCT-30, 31, 32	RB-32, 33	ETR	ETR	ETR	ETR	ETR	
A105	CORRIDOR	MCT-30, 31, 32	RB-32, 33	ETR	ETR	ETR	ETR	ETR	
A106	CORRIDOR	MCT-31, 32	RB-32, 33	ETR	ETR	ETR	ETR	ETR	
A107	CORRIDOR	MCT-31 CPT-32	RB-32, 33	ETR	ETR	ETR	ETR	ETR	
A108	CLASSROOM	CPT-30 MCT-30	RB-30, 31	ETR	ETR	ETR	ETR	ETR	
A110	CLASSROOM	CPT-30 MCT-30	RB-30, 31	ETR	ETR	ETR	ETR	ETR	
A112	CLASSROOM	CPT-30 MCT-30	RB-30, 31	ETR	ETR	ETR	ETR	ETR	
A114	RESOURCE OFFICE	CPT-33	RB-30, 31	ETR	ETR	ETR	ETR	ETR	4
A115	CLASSROOM	CPT-30 MCT-30	RB-30, 31	ETR	ETR	ETR	ETR	ETR	
A117	CLASSROOM	CPT-30 MCT-30	RB-30, 31	ETR	ETR	ETR	ETR	ETR	
A119	RESOURCE OFFICE	CPT-33	RB-30, 31	ETR	ETR	ETR	ETR	ETR	4
A120	OFFICE	CPT-33	RB-30, 31	ETR	ETR	ETR	ETR	ETR	4
A121	CONFERENCE	CPT-33	RB-30, 31	ETR	ETR	ETR	ETR	ETR	4
A124	ART	MCT-30, 31	RB-30, 31	ETR	ETR	ETR	ETR	ETR	
A125	STORAGE	ETR	ETR	ETR	ETR	ETR	ETR	ETR	
A126	CLASSROOM	CPT-30 MCT-30	RB-30, 31	ETR	ETR	ETR	ETR	ETR	
A128	RESOURCE OFFICE	CPT-33	RB-30, 31	ETR	ETR	ETR	ETR	ETR	4
A129	CLASSROOM	CPT-30	RB-30, 31	ETR	ETR	ETR	ETR	ETR	
A130	STAFF LOUNGE	ETR	ETR	ETR	ETR	ETR	ETR	ETR	
AREA B									
B100	VESTIBULE	CPT-32	RB-32	ETR	ETR	ETR	ETR	ETR	
B101	CORRIDOR	EXIST TERR CPT-32	RB-32, 33	ETR	ETR	ETR	ETR	ETR	5
B102	CORRIDOR	MCT-30, 31, 32	RB-32, 33	ETR	ETR	ETR	ETR	ETR	
B103	OFFICE	CPT-30	RB-30, 31	ETR	ETR	ETR	ETR	ETR	
B104	OFFICE	CPT-30	RB-30, 31	ETR	ETR	ETR	ETR	ETR	
B105	KINDERGARTEN	CPT-30 MCT-30	RB-30, 31	ETR	ETR	ETR	ETR	ETR	
B107	KINDERGARTEN	CPT-30 MCT-30	RB-30, 31	ETR	ETR	ETR	ETR	ETR	
B111	STORAGE	MCT-31	RB-30, 31	ETR	ETR	ETR	ETR	ETR	2
B112	MULTI PURPOSE ROOM	MCT-30, 31, 32 CPT-32 RST-30	RB-30, 31	ETR	ETR	ETR	ETR	ETR	2
B116	MUSIC	MCT-30, 31 CPT-32 RST-30	RB-30, 31	ETR	ETR	ETR	ETR	ETR	
B117	RAMP	MCT-30, 31	RB-30, 31	ETR	ETR	ETR	ETR	ETR	
B118	KITCHEN	ETR TERR	ETR	ETR	ETR	ETR	ETR	ETR	
AREA C									
C101	CORRIDOR	MCT-30	RB-32, 33	ETR	ETR	ETR	ETR	ETR	
C102	CORRIDOR	MCT-30, 31, 32	RB-32, 33	ETR	ETR	ETR	ETR	ETR	
C103	CORRIDOR	MCT-30, 31, 32	RB-32, 33	ETR	ETR	ETR	ETR	ETR	
C104	CORRIDOR	MCT-30, 31, 32	RB-32, 33	ETR	ETR	ETR	ETR	ETR	
C105	CORRIDOR	MCT-31 CPT-32	RB-32, 33	ETR	ETR	ETR	ETR	ETR	
C106	WORKROOM	ETR	ETR	ETR	ETR	ETR	ETR	ETR	
C107	CLASSROOM	CPT-30 MCT-30	RB-30, 31	ETR	ETR	ETR	ETR	ETR	
C108	CLASSROOM	CPT-30 MCT-30	RB-30, 31	ETR	ETR	ETR	ETR	ETR	
C109	RESOURCE OFFICE	CPT-33	RB-30, 31	ETR	ETR	ETR	ETR	ETR	4
C113	RESOURCE ROOM	MCT-30 CPT-33	RB-30, 31	ETR	ETR	ETR	ETR	ETR	4
C116	CLASSROOM	CPT-30 MCT-30	RB-30, 31	ETR	ETR	ETR	ETR	ETR	
C117	CLASSROOM	CPT-30 MCT-30	RB-30, 31	ETR	ETR	ETR	ETR	ETR	
C118	RESOURCE OFFICE	CPT-33	RB-30, 31	ETR	ETR	ETR	ETR	ETR	4
C119	COMPUTERR LAB	CPT-30	RB-30, 31	ETR	ETR	ETR	ETR	ETR	

PARTNERS



PARTNERS in Architecture, PLC

65 MARKET STREET
MOUNT CLEMENS, MI 48043
P 586.469.3600

Statement of Intellectual Property

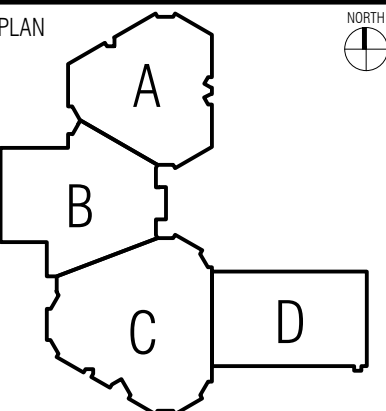
The ideas, concepts, drawings and thoughts conveyed herein are the intellectual property of PARTNERS in Architecture, PLC, 65 Market Street, Mount Clemens, MI, 48043 (P 586.469.3600). This set of drawings, in whole or in part, may not be reproduced, without the written consent of PARTNERS in Architecture, PLC. This information is protected under U.S. Copyright Law, all rights reserved.

© Copyright 2025

THIS DRAWING IS NOT TO BE USED FOR CONSTRUCTION UNLESS ISSUED BELOW SPECIFICALLY FOR "BIDDING / CONSTRUCTION"

CONSULTANT

KEY PLAN



OWNER

L'Anse Creuse Public Schools

PROJECT NAME

Bid Package 1
Flooring Replacement
Phase 1
Yacks Elementary

34700 Union Lake Road,
Harrison Township, MI 48045

PROJECT NO.

24-141C

ISSUES / REVISIONS

BID/CONSTRUCTION 01-17-2025
ADDENDUM #1 01-27-2025

DRAWN BY

PJE

CHECKED BY

MS

APPROVED BY

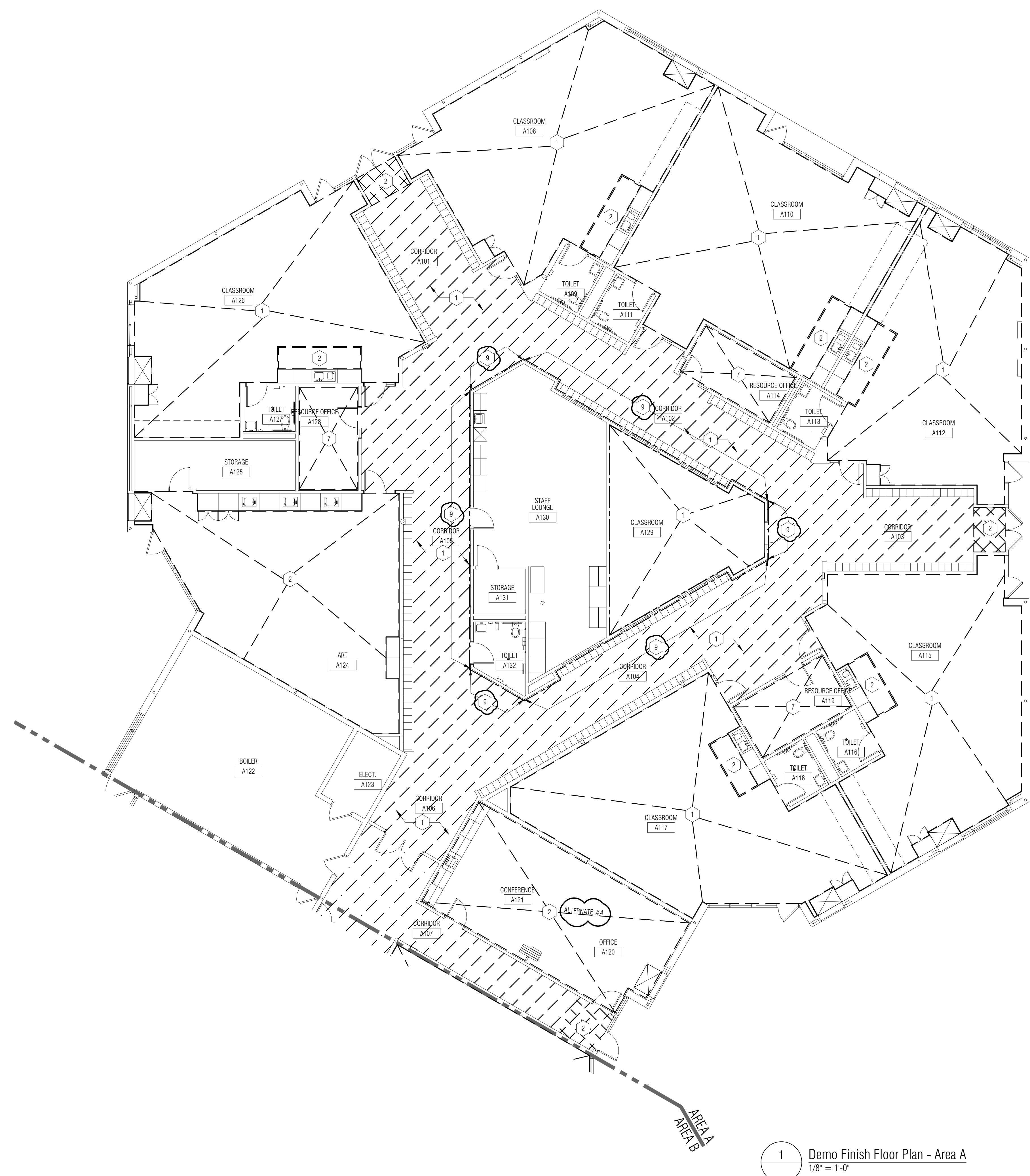
MAM

SHEET NAME

ROOM FINISH
SCHEDULE

SHEET NO.

A0-03



1 Demo Finish Floor Plan - Area A
1/8" = 1'-0"

GENERAL NOTES - DEMO FINISH FLOOR PLANS:

- A. DO NOT SCALE DRAWINGS. USE DIMENSIONS PROVIDED. IF A CONFLICT IS ENCOUNTERED OR REQUIRED DIMENSION IS NOT PROVIDED, REQUEST A CLARIFICATION FROM THE ARCHITECT.
- B. COORDINATE SCOPE AND EXTENT OF DEMOLITION WITH NEW WORK PLANS.
- C. ALL CONSTRUCTION AND DEMOLITION MEANS, METHODS, AND SAFETY PRECAUTIONS SHALL BE THE SOLE RESPONSIBILITY OF THE CONTRACTOR.
- D. DISPOSE AND/OR RECYCLE ALL DEMOLITION MATERIALS LEGALLY OFF-SITE.
- E. ALL DEMOLITION DRAWINGS AND DETAILS ARE PROVIDED TO SHOW THE GENERAL SCOPE OF THE WORK. IT IS THE CONTRACTOR'S RESPONSIBILITY TO FAMILIARIZE THEMSELVES WITH THE EXISTING BUILDING CONDITIONS, TO UNDERSTAND THE DEMOLITION WORK NECESSARY TO ACCOMPLISH THE NEW WORK.
- F. ALL FLOORS AND WALL AT REMOVED ITEMS ARE TO BE PREPARED FOR THE NEW WORK INDICATED ELSEWHERE IN THIS DRAWING SET.

KEY NOTES - DEMO FINISH FLOOR PLANS:

- 1 REMOVE EXISTING CARPET FLOORING SYSTEM & WALL BASE COMPLETE, INCLUDING ALL TRANSITIONS, ADHESIVES, & INSTALLATION COMPONENTS. REFER TO NEW WORK PLANS FOR EXISTING TRANSITIONS TO REMAIN. WALL BASE VINYL UON
- 2 REMOVE EXISTING VCT FLOORING SYSTEM & WALL BASE COMPLETE, INCLUDING ALL ADHESIVES & INSTALLATION COMPONENTS. WALL BASE VINYL UON
- 3 REMOVE EXISTING CERAMIC FLOOR TILE, GROUT, & CERAMIC WALL BASE COMPLETE TO SLAB BELOW. BUILD UP AREA W/ SPECIFIED PRODUCT TO BE FLUSH WITH ADJACENT SLAB.
- 4 ALTERNATE #1: REMOVE EXISTING CARPET FLOORING SYSTEM AND RESILIENT BASE COMPLETE, INCLUDING ALL ADHESIVES & INSTALLATION COMPONENTS IN MEDIA CENTER.
- 5 ALTERNATE #2: REMOVE EXISTING VCT FLOORING SYSTEM & WALL BASE COMPLETE, INCLUDING ALL ADHESIVES & INSTALLATION COMPONENTS IN CAFETERIA.
- 6 ALTERNATE #3: REMOVE EXISTING VCT FLOORING SYSTEM & WALL BASE COMPLETE, INCLUDING ALL ADHESIVES & INSTALLATION COMPONENTS IN GYMNASIUM.
- 7 ALTERNATE #4: REMOVE EXISTING CARPET FLOORING SYSTEM & WALL BASE COMPLETE, INCLUDING ALL ADHESIVES & INSTALLATION COMPONENTS IN RESOURCE OFFICE AREA.
- 8 REMOVE EXISTING CARPET & WALL BASE COMPLETE, INCLUDING ALL ADHESIVES. DOWN TO TERRAZZO SUBFLOOR BELOW. PROTECT TERRAZZO FLOOR BELOW FOR FUTURE REFINISH. COORDINATE WITH NEW WORK SCOPE.
- 9 WD BASE MOLDING TO REMAIN, REMOVE WD 1/4 ROUND COMPLETE
- 10 REMOVE CERAMIC WALL BASE TILE & PREP SURFACE FOR NEW RUBBER WALL BASE
- 11 REMOVE RUBBER FLOORING SYSTEM/ STAIR TREAD, VINYL WALL BASE COMPLETE, INCLUDING ALL TRANSITIONS, ADHESIVES, & INSTALLATION COMPONENTS. REFER TO NEW WORK PLANS FOR EXISTING TRANSITIONS TO REMAIN
- 12 REMOVE EMBEDDED GYM EQUIPMENT FLOOR SLEEVE AND INFILL W/ GROUT FLUSH TO EXISTING FLOOR ELEVATION, PREP FOR NEW FLOOR FINISH

DEMO FLOOR PLAN LEGEND:

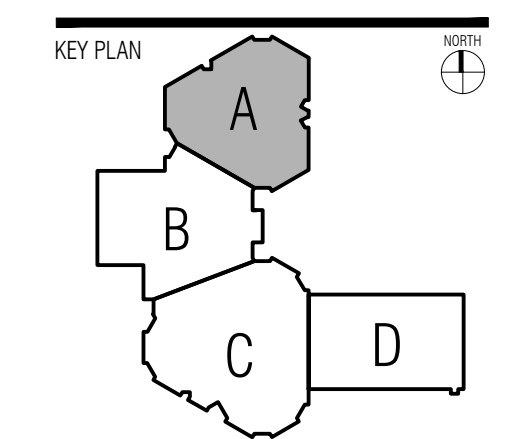
- REMOVE CPT & ALL ACCESSORIES, REFER TO KEYNOTE (1) FOR SCOPE OF DEMOLITION



PARTNERS in Architecture, PLC
65 MARKET STREET
MOUNT CLEMENS, MI 48043
P 586.469.3600

Statement of Intellectual Property
The ideas, concepts, drawings and thoughts conveyed herein are the intellectual property of PARTNERS in Architecture, PLC, 65 Market Street, Mount Clemens, MI, 48043 (P 586.469.3600). This set of drawings, in whole or in part, may not be reproduced, without the written consent of PARTNERS in Architecture, PLC. This information is protected under U.S. Copyright Law, all rights reserved.

© Copyright 2025
THIS DRAWING IS NOT TO BE USED FOR CONSTRUCTION UNLESS ISSUED BELOW SPECIFICALLY FOR "BIDDING / CONSTRUCTION" CONSULTANT



OWNER
L'Anse Creuse Public Schools

PROJECT NAME
**Bid Package 1
Flooring Replacement
Phase 1
Yacks Elementary**
34700 Union Lake Road,
Harrison Township, MI 48045

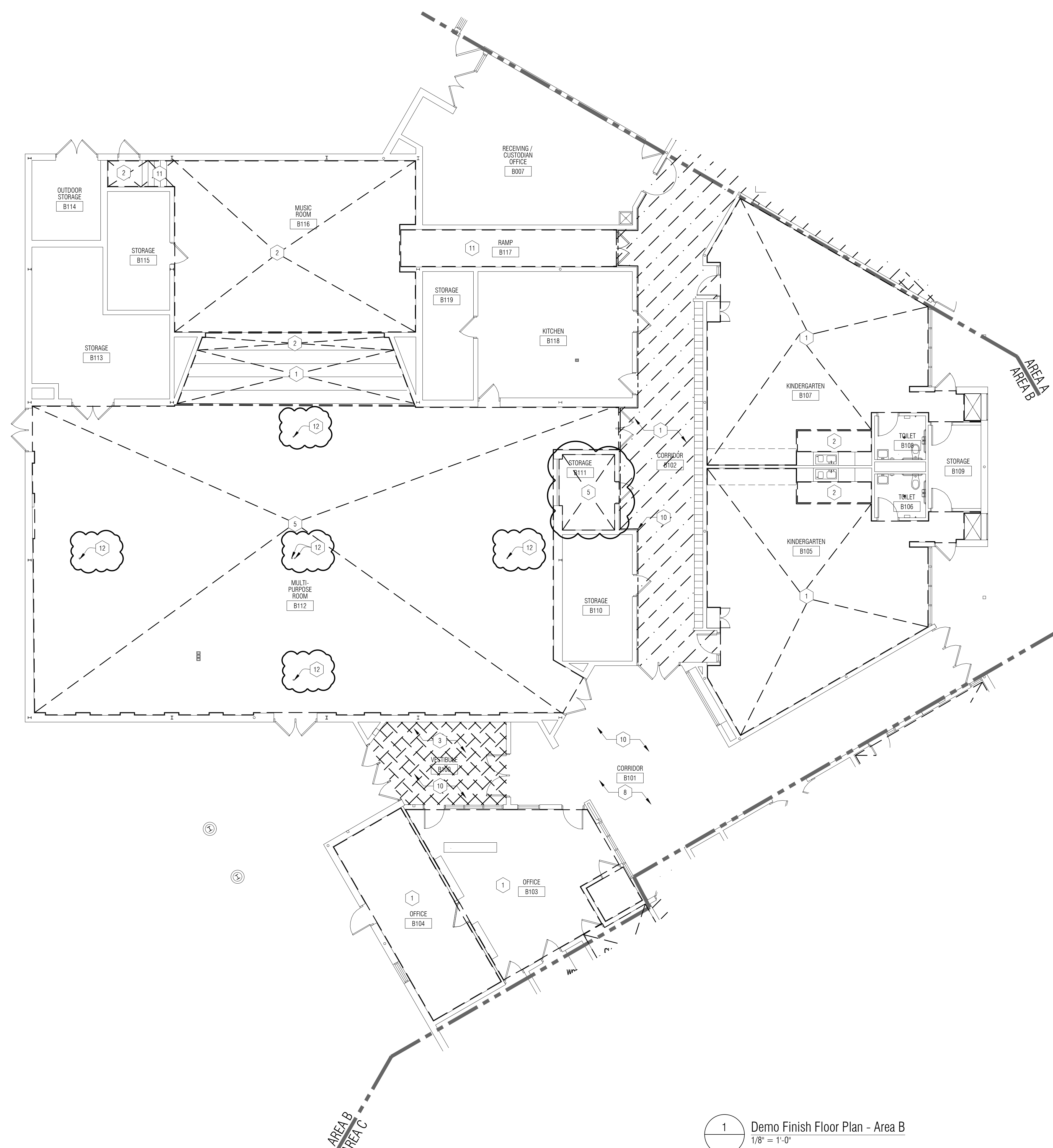
PROJECT NO.
24-141C

ISSUES / REVISIONS
BID/CONSTRUCTION 01-17-2025
ADDENDUM #1 01-27-2025

DRAWN BY
CHECKED BY
MS
APPROVED BY
MAM
SHEET NAME

**DEMO FLOOR
PLAN - AREA A**

SHEET NO.
A1-01



GENERAL NOTES - DEMO FINISH FLOOR PLANS:

- A. DO NOT SCALE DRAWINGS. USE DIMENSIONS PROVIDED. IF A CONFLICT IS ENCOUNTERED OR REQUIRED DIMENSION IS NOT PROVIDED, REQUEST A CLARIFICATION FROM THE ARCHITECT.
- B. COORDINATE SCOPE AND EXTENT OF DEMOLITION WITH NEW WORK PLANS.
- C. ALL CONSTRUCTION AND DEMOLITION MEANS, METHODS, AND SAFETY PRECAUTIONS SHALL BE THE SOLE RESPONSIBILITY OF THE CONTRACTOR.
- D. DISPOSE AND/OR RECYCLE ALL DEMOLITION MATERIALS LEGALLY OFF-SITE.
- E. ALL DEMOLITION DRAWINGS AND DETAILS ARE PROVIDED TO SHOW THE GENERAL SCOPE OF THE WORK. IT IS THE CONTRACTOR'S RESPONSIBILITY TO FAMILIARIZE THEMSELVES WITH THE EXISTING BUILDING CONDITIONS, TO UNDERSTAND THE DEMOLITION WORK NECESSARY TO ACCOMPLISH THE NEW WORK.
- F. ALL FLOORS AND WALL AT REMOVED ITEMS ARE TO BE PREPPED FOR THE NEW WORK INDICATED ELSEWHERE IN THIS DRAWING SET.

KEY NOTES - DEMO FINISH FLOOR PLANS:

- 1 REMOVE EXISTING CARPET FLOORING SYSTEM & WALL BASE COMPLETE, INCLUDING ALL TRANSITIONS, ADHESIVES, & INSTALLATION COMPONENTS. REFER TO NEW WORK PLANS FOR EXISTING TRANSITIONS TO REMAIN. WALL BASE VINYL UON
- 2 REMOVE EXISTING VCT FLOORING SYSTEM & WALL BASE COMPLETE, INCLUDING ALL ADHESIVES & INSTALLATION COMPONENTS. WALL BASE VINYL UON
- 3 REMOVE EXISTING CERAMIC FLOOR TILE, GROUT, & CERAMIC WALL BASE COMPLETE TO SLAB BELOW. BUILD UP AREA W/ SPECIFIED PRODUCT TO BE FLUSH WITH ADJACENT SLAB.
- 4 ALTERNATE #1: REMOVE EXISTING CARPET FLOORING SYSTEM AND RESILIENT BASE COMPLETE, INCLUDING ALL ADHESIVES & INSTALLATION COMPONENTS IN MEDIA CENTER.
- 5 ALTERNATE #2: REMOVE EXISTING VCT FLOORING SYSTEM & WALL BASE COMPLETE, INCLUDING ALL ADHESIVES & INSTALLATION COMPONENTS IN CAFETERIA.
- 6 ALTERNATE #3: REMOVE EXISTING VCT FLOORING SYSTEM & WALL BASE COMPLETE, INCLUDING ALL ADHESIVES & INSTALLATION COMPONENTS IN GYMNASIUM.
- 7 ALTERNATE #4: REMOVE EXISTING CARPET FLOORING SYSTEM & WALL BASE COMPLETE, INCLUDING ALL ADHESIVES & INSTALLATION COMPONENTS IN RESOURCE OFFICE AREA.
- 8 REMOVE EXISTING CARPET & WALL BASE COMPLETE, INCLUDING ALL ADHESIVES. DOWN TO TERRAZZO SUBFLOOR BELOW. PROTECT TERRAZZO FLOOR BELOW FOR FUTURE REFINISH. COORDINATE WITH NEW WORK SCOPE.
- 9 WD BASE MOLDING TO REMAIN, REMOVE WD 1/4 ROUND COMPLETE
- 10 REMOVE CERAMIC WALL BASE TILE & PREP SURFACE FOR NEW RUBBER WALL BASE
- 11 REMOVE RUBBER FLOORING SYSTEM/ STAIR TREAD, VINYL WALL BASE COMPLETE, INCLUDING ALL TRANSITIONS, ADHESIVES, & INSTALLATION COMPONENTS. REFER TO NEW WORK PLANS FOR EXISTING TRANSITIONS TO REMAIN
- 12 REMOVE EMBEDDED GYM EQUIPMENT FLOOR SLEEVE AND INFILL W/ GROUT FLUSH TO EXISTING FLOOR ELEVATION, PREP FOR NEW FLOOR FINISH

DEMO FLOOR PLAN LEGEND:

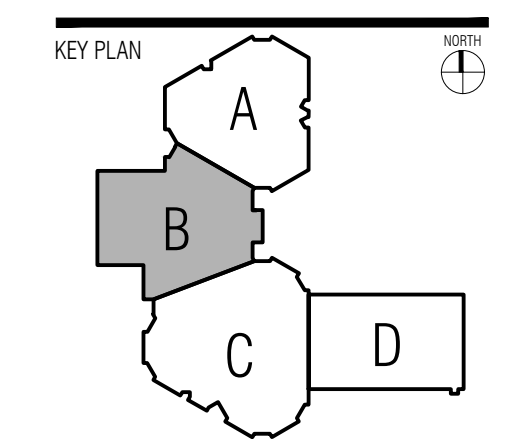
- REMOVE CPT & ALL ACCESSORIES. REFER TO KEYNOTE (1) FOR SCOPE OF DEMOLITION



PARTNERS in Architecture, PLC
 65 MARKET STREET
 MOUNT CLEMENS, MI 48043
 P 586.469.3600

Statement of Intellectual Property
 The ideas, concepts, drawings and thoughts conveyed herein are the intellectual property of PARTNERS in Architecture, PLC, 65 Market Street, Mount Clemens, MI, 48043 (P 586.469.3600). This set of drawings, in whole or in part, may not be reproduced, without the written consent of PARTNERS in Architecture, PLC. This information is protected under U.S. Copyright Law, all rights reserved.

© Copyright 2025
 THIS DRAWING IS NOT TO BE USED FOR CONSTRUCTION UNLESS ISSUED BELOW SPECIFICALLY FOR "BIDDING / CONSTRUCTION" CONSULTANT



OWNER
L'Anse Creuse Public Schools

PROJECT NAME
**Bid Package 1
 Flooring Replacement
 Phase 1
 Yacks Elementary**
 34700 Union Lake Road,
 Harrison Township, MI 48045

PROJECT NO.
24-141C

ISSUES / REVISIONS

BID/CONSTRUCTION	01-17-2025
ADDENDUM #1	01-27-2025


DRAWN BY

 CHECKED BY
 MS
 APPROVED BY
 MAM
 SHEET NAME

**DEMO FLOOR
 PLAN - AREA B**

SHEET NO.
A1-02

1 Demo Finish Floor Plan - Area B
 1/8" = 1'-0"



PARTNERS in Architecture, PLC
65 MARKET STREET
MOUNT CLEMENS, MI 48043
P 586.469.3600

Statement of Intellectual Property

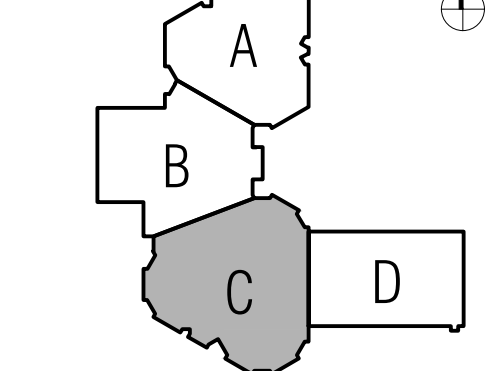
The ideas, concepts, drawings and thoughts conveyed herein are the intellectual property of PARTNERS in Architecture, PLC, 65 Market Street, Mount Clemens, MI, 48043 (P 586.469.3600). This set of drawings, in whole or in part, may not be reproduced, without the written consent of PARTNERS in Architecture, PLC. This information is protected under U.S. Copyright Law, all rights reserved.

© Copyright 2025

THIS DRAWING IS NOT TO BE USED FOR CONSTRUCTION UNLESS ISSUED BELOW SPECIFICALLY FOR "BIDDING / CONSTRUCTION"

CONSULTANT

KEY PLAN



OWNER

L'Anse Creuse Public Schools

PROJECT NAME

Bid Package 1
Flooring Replacement
Phase 1
Yacks Elementary

34700 Union Lake Road,
Harrison Township, MI 48045

PROJECT NO.

24-141C

ISSUES / REVISIONS

BID/CONSTRUCTION	01-17-2025
ADDENDUM #1	01-27-2025

DRAWN BY

CHECKED BY
MS

APPROVED BY
MAM

SHEET NAME

DEMO FLOOR
PLAN - AREA C

SHEET NO.

A1-03

GENERAL NOTES - DEMO FINISH FLOOR PLANS:

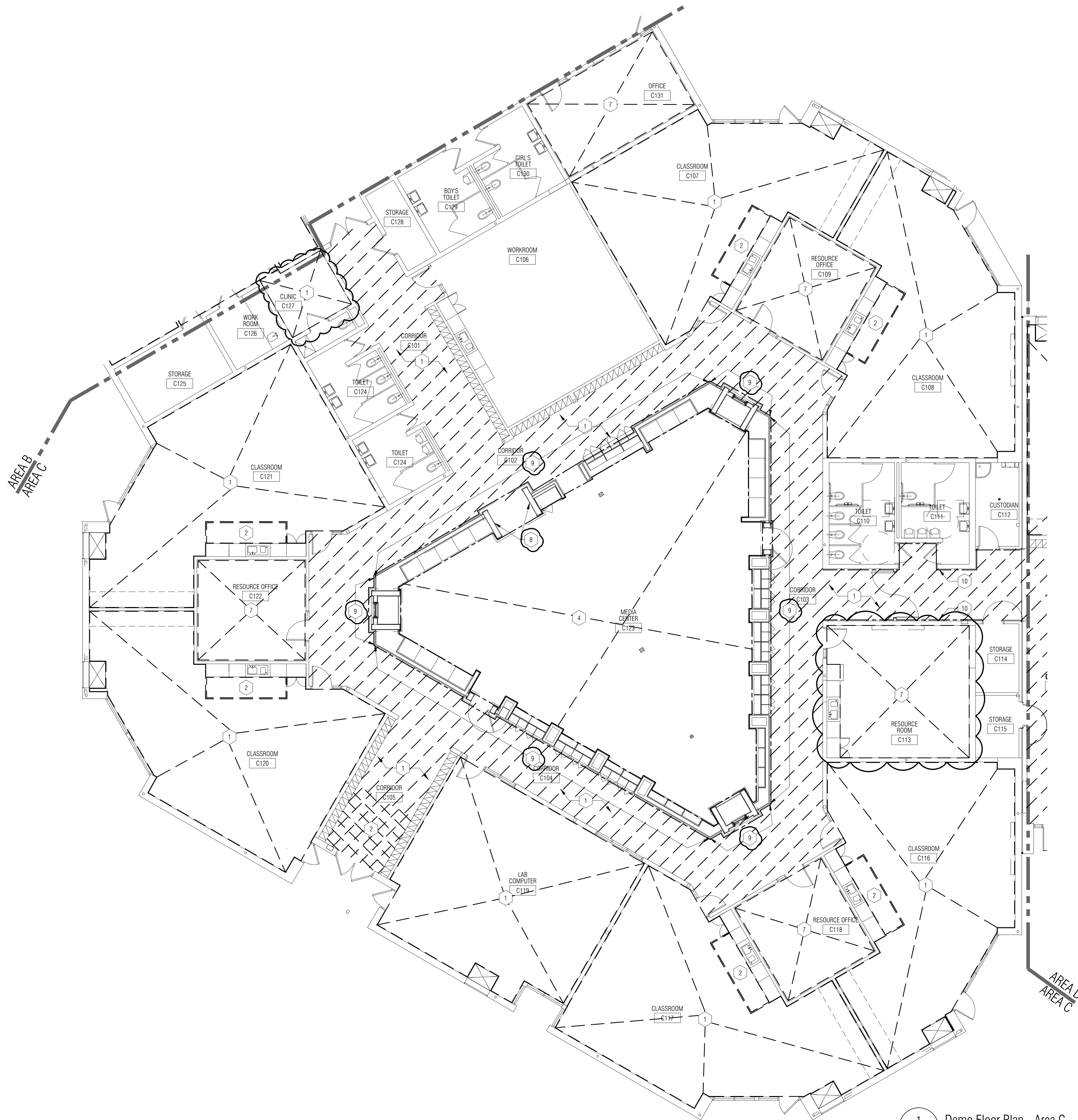
- DO NOT SCALE DRAWINGS. USE DIMENSIONS PROVIDED. IF A CONFLICT IS ENCOUNTERED OR REQUIRED DIMENSION IS NOT PROVIDED, REQUEST A CLARIFICATION FROM THE ARCHITECT.
- COORDINATE SCOPE AND EXTENT OF DEMOLITION WITH NEW WORK PLANS.
- ALL CONSTRUCTION AND DEMOLITION MEANS, METHODS, AND SAFETY PRECAUTIONS SHALL BE THE SOLE RESPONSIBILITY OF THE CONTRACTOR.
- DISPOSE AND/OR RECYCLE ALL DEMOLITION MATERIALS LEGALLY OFF-SITE.
- ALL DEMOLITION DRAWINGS AND DETAILS ARE PROVIDED TO SHOW THE GENERAL SCOPE OF THE WORK. IT IS THE CONTRACTOR'S RESPONSIBILITY TO FAMILIARIZE THEMSELVES WITH THE EXISTING BUILDING CONDITIONS, TO UNDERSTAND THE DEMOLITION WORK NECESSARY TO ACCOMPLISH THE NEW WORK.
- ALL FLOORS AND WALL AT REMOVED ITEMS ARE TO BE PREPPED FOR THE NEW WORK INDICATED ELSEWHERE IN THIS DRAWING SET.

KEY NOTES - DEMO FINISH FLOOR PLANS:


- REMOVE EXISTING CARPET FLOORING SYSTEM & WALL BASE COMPLETE, INCLUDING ALL TRANSITIONS, ADHESIVES, & INSTALLATION COMPONENTS. REFER TO NEW WORK PLANS FOR EXISTING TRANSITIONS TO REMAIN. WALL BASE VINYL UON
- REMOVE EXISTING VCT FLOORING SYSTEM & WALL BASE COMPLETE, INCLUDING ALL ADHESIVES & INSTALLATION COMPONENTS. WALL BASE VINYL UON
- REMOVE EXISTING CERAMIC FLOOR TILE, GROUT, & CERAMIC WALL BASE COMPLETE TO SLAB BELOW. BUILD UP AREA W/ SPECIFIED PRODUCT TO BE FLUSH WITH ADJACENT SLAB.
- ALTERNATE #1: REMOVE EXISTING CARPET FLOORING SYSTEM AND RESILIENT BASE COMPLETE, INCLUDING ALL ADHESIVES & INSTALLATION COMPONENTS IN MEDIA CENTER.
- ALTERNATE #2: REMOVE EXISTING VCT FLOORING SYSTEM & WALL BASE COMPLETE, INCLUDING ALL ADHESIVES & INSTALLATION COMPONENTS IN CAFETERIA.
- ALTERNATE #3: REMOVE EXISTING VCT FLOORING SYSTEM & WALL BASE COMPLETE, INCLUDING ALL ADHESIVES & INSTALLATION COMPONENTS IN GYMNASIUM.
- ALTERNATE #4: REMOVE EXISTING CARPET FLOORING SYSTEM & WALL BASE COMPLETE, INCLUDING ALL ADHESIVES & INSTALLATION COMPONENTS IN RESOURCE OFFICE AREA.
- REMOVE EXISTING CARPET & WALL BASE COMPLETE, INCLUDING ALL ADHESIVES. DOWN TO TERRAZZO SUBFLOOR BELOW. PROTECT TERRAZZO FLOOR BELOW FOR FUTURE REFINISH. COORDINATE WITH NEW WORK SCOPE.
- WD BASE MOLDING TO REMAIN, REMOVE WD 1/4 ROUND COMPLETE
- REMOVE CERAMIC WALL BASE TILE & PREP SURFACE FOR NEW RUBBER WALL BASE
- REMOVE RUBBER FLOORING SYSTEM/ STAIR TREAD, VINYL WALL BASE COMPLETE, INCLUDING ALL TRANSITIONS, ADHESIVES, & INSTALLATION COMPONENTS. REFER TO NEW WORK PLANS FOR EXISTING TRANSITIONS TO REMAIN
- REMOVE EMBEDDED GYM EQUIPMENT FLOOR SLEEVE AND INFILL W/ GROUT FLUSH TO EXISTING FLOOR ELEVATION, PREP FOR NEW FLOOR FINISH

DEMO FLOOR PLAN LEGEND:

REMOVE CPT & ALL ACCESSORIES. REFER TO KEYNOTE (1) FOR SCOPE OF DEMOLITION



1 Demo Floor Plan - Area C
1/8" = 1'-0"



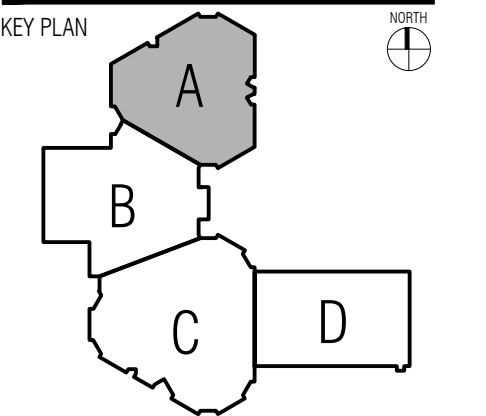
PARTNERS in Architecture, PLC
65 MARKET STREET
MOUNT CLEMENS, MI 48043
P 586.469.3600

Statement of Intellectual Property
The ideas, concepts, drawings and thoughts conveyed herein are the intellectual property of PARTNERS in Architecture, PLC, 65 Market Street, Mount Clemens, MI, 48043 (P 586.469.3600). This set of drawings, in whole or in part, may not be reproduced, without the written consent of PARTNERS in Architecture, PLC. This information is protected under U.S. Copyright Law, all rights reserved.

© Copyright 2025

THIS DRAWING IS NOT TO BE USED FOR CONSTRUCTION UNLESS ISSUED BELOW SPECIFICALLY FOR "BIDDING / CONSTRUCTION"

CONSULTANT



OWNER
L'Anse Creuse Public Schools

PROJECT NAME
Bid Package 1
Flooring Replacement
Phase 1
Yacks Elementary
34700 Union Lake Road,
Harrison Township, MI 48045

PROJECT NO.
24-141C

ISSUES / REVISIONS
BID/CONSTRUCTION 01-17-2025
ADDENDUM #1 01-27-2025

DRAWN BY
AH, PJE
CHECKED BY
MS
APPROVED BY
MAM
SHEET NAME

GROUND LEVEL
FINISH FLOOR
PLAN - AREA A

SHEET NO.
A9-01

GENERAL NOTES - FINISH FLOOR PLANS:

- A. ALL SURFACES TO RECEIVE NEW MATERIAL ARE TO BE PREPPED AS REQUIRED BY MANUFACTURER PRIOR TO INSTALLATION.
- B. REFERENCE ROOM FINISH SCHEDULE AND MATERIAL FINISH / COLOR SCHEDULE (SPEC SECTION 000200) FOR ADDITIONAL FINISH INFORMATION.
- B. MCT COLOR TRANSITION TO BEGIN AT FIRST JOINT INSIDE CORNER OF WALL AT ALL DOORWAYS SHOWN AS HAVING A COLOR TRANSITION.
- C. ALL DIMENSIONS ARE SHOWN AS +/- AND NEED TO BE VERIFIED IN FIELD.
- D. UNLESS OTHERWISE NOTED, FLOOR FINISHES TRANSITION UNDER THE CENTERLINE OF DOORS (WHEREVER APPLICABLE).
- E. REFER TO A0-03 ROOM FINISH SCHEDULE FOR TRANSITION DETAILS.
- F. ALL SF AREAS ARE APPROXIMATE, VERIFY IN FIELD.

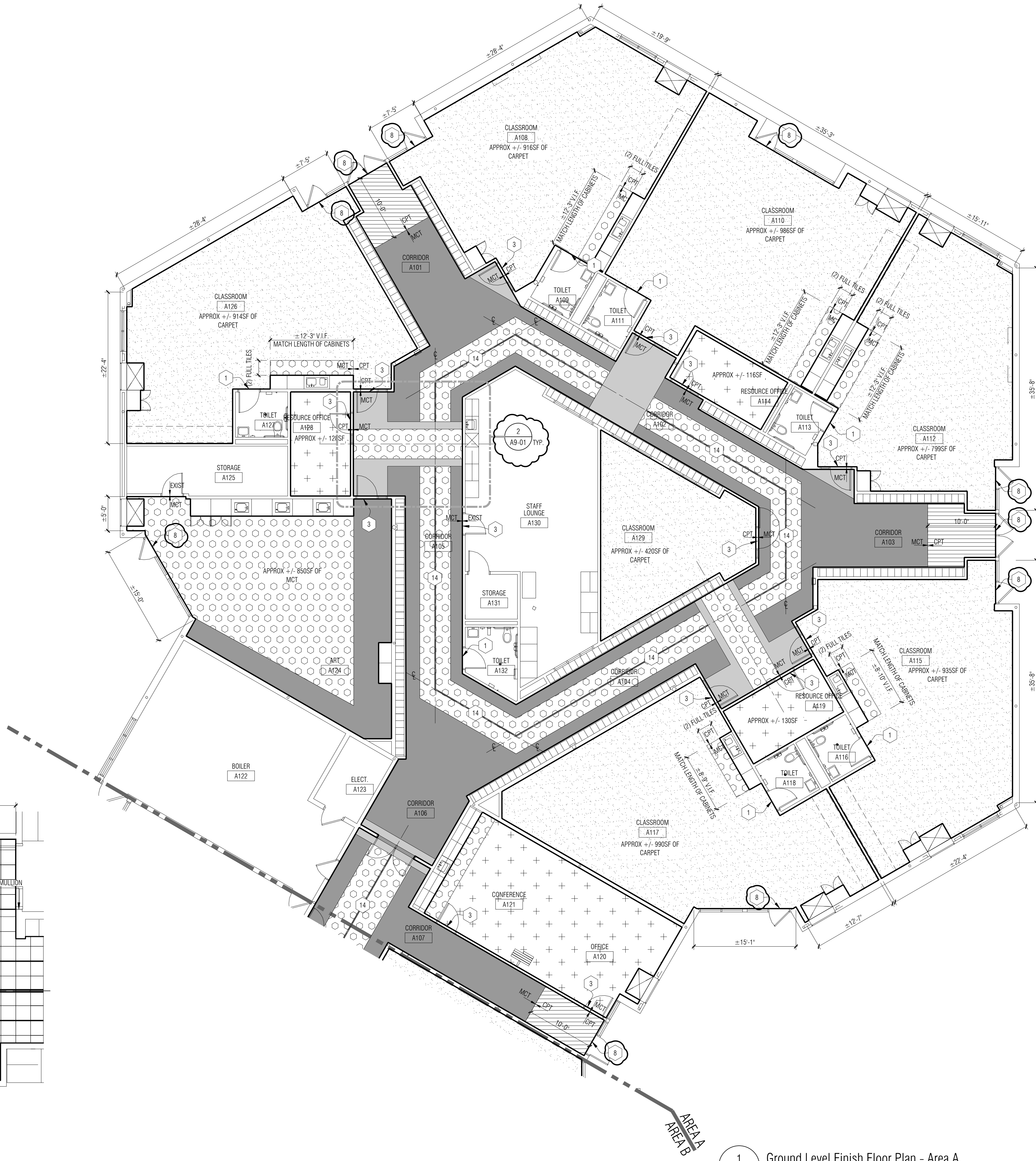
KEY NOTES - FINISH FLOOR PLANS:

- 1 EXISTING THRESHOLD TO REMAIN
- 2 EXISTING CLEANOUTS TO REMAIN
- 3 REMOVE AND REINSTALL EXISTING FLOOR MOUNTED DOOR LOCK RECEIVER
- 4 BASKETBALL COURT LINES TO BE 2" WIDE PAINT COLOR-1 AS INDICATED IN SPEC SECTION 096600 ALTERNATE #3
- 5 WALL FLOOR MOUNT COURT LINES TO BE 2" WIDE PAINT COLOR-2 AS INDICATED IN SPEC SECTION 096600 ALTERNATE #3
- 6 REMOVE AND REINSTALL EXISTING GYM EQUIPMENT FLOOR PLATE AT NEW FLOOR ELEVATION (ALTERNATE #2 AND #3)
- 7 REMOVE AND REINSTALL EXISTING ELECTRICAL OUTLET COVER PLATE ON STAIR RISER @ NEW FLOOR ELEVATION
- 8 INSTALL RUBBER THRESHOLD (TYPE T-50) DIRECTLY ADJACENT TO EXISTING ALUMINUM THRESHOLD TO REMAIN TO CAPTURE CUT EDGE OF CARPET
- 9 REFINISH TERRAZZO SURFACE AND RESEAL - REFER TO SPECIFICATIONS
- 10 ROTATE FLOOR TILE AT THIS LOCATION SO TILE IS PARALLEL TO ADJACENT WALL
- 11 NOT USED
- 12 NOT USED
- 13 NOT USED
- 14 MCT-31, 2" STRIPE CENTERED WITH MC-30 TWO FULL TILES EACH SIDE OF STRIPE
- 15 BASKETBALL COURT LINES SHOULD BE CENTERED ON CENTERLINE OF BASKETBALL BACKBOARD AND HOOP
- 16 GRIND DOWN ANY HIGH POINTS AND EXCESS ADHESIVE FOR CLEAN, DRY SUBSTRATE PRIOR TO INSTALLATION OF RUBBER TREADS W/ INTEGRAL RISERS
- 17 INSTALL CUSTOM CUT 1" ANGLED RUBBER STRINGER AT EDGE OF STAIR, EACH SIDE
- 18 PROVIDE EXPANSION JOINT COVER AT EXISTING BUILDING JOINT. VERIFY LOCATION OF JOINT AFTER DEMOLITION OF CARPET. PROVIDE INPRO 801 FLOOR TO FLOOR EXPANSION JOINT COVER WITH STAINLESS STEEL FINISH OR EQUAL BY BALCO OR CONSTRUCTION SPECIALTIES
- 19 GRIND DOWN 1/4" OF CONCRETE ± 1'-0" FROM TRANSITION LOCATION AND INSTALL TERRAZZO TRANSITION STRIP. INSTALL FLOOR STONE AT DEPTH AS REQD FOR FLUSH TRANSITION BETWEEN FLOORING MATERIALS
- 20 REMOVE AND REINSTALL EXISTING ELECTRICAL FLOOR BOX COVER AT NEW FLOOR ELEVATION (ALTERNATE #1 AND #2)

FINISH FLOOR PLAN LEGEND:

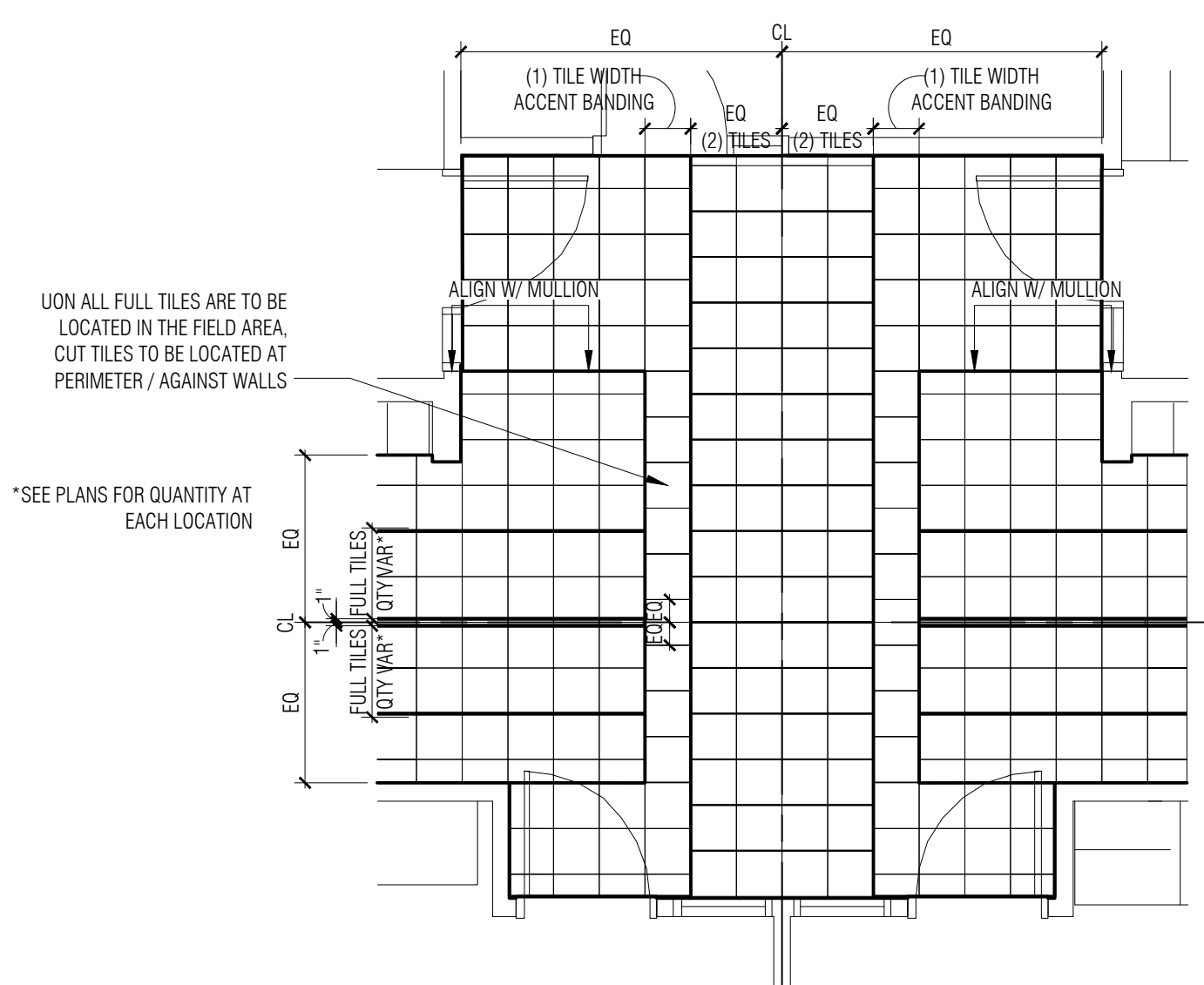
SCALE OF HATCH PATTERNS MAY VARY DEPENDING ON ROOM SIZE. IT IS THE DESIGN INTENT THAT THE PATTERN SHAPE DEPICTS THE MATERIAL.

	MCT-10		CPT-10		RF-10
	MCT-11		CPT-11		RF-11
	MCT-12		CPT-12		
	MCT-13		CPT-13		RST-10




PATTERN GENERAL NOTE

REFER TO PLANS FOR MATERIAL HATCHES AT EACH AREA / SCHOOL. ENLARGED PLAN IS FOR TILE PATTERN ONLY - NOT COLORS WITH IN PATTERN.



2 TYP. SIM. Crosswalk Design w/ Center Stripe
1/4" = 1'-0"

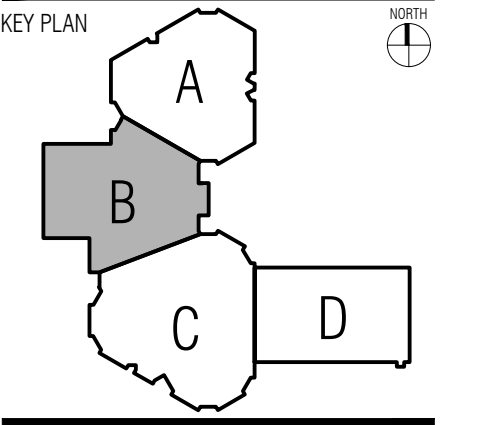
1 Ground Level Finish Floor Plan - Area A
1/8" = 1'-0"



PARTNERS in Architecture, PLC
65 MARKET STREET
MOUNT CLEMENS, MI 48043
P 586.469.3600

Statement of Intellectual Property
The ideas, concepts, drawings and thoughts conveyed herein are the intellectual property of PARTNERS in Architecture, PLC, 65 Market Street, Mount Clemens, MI, 48043 (P 586.469.3600). This set of drawings, in whole or in part, may not be reproduced, without the written consent of PARTNERS in Architecture, PLC. This information is protected under U.S. Copyright Law, all rights reserved.

© Copyright 2025
THIS DRAWING IS NOT TO BE USED FOR CONSTRUCTION UNLESS ISSUED BELOW SPECIFICALLY FOR "BIDDING / CONSTRUCTION"
CONSULTANT



OWNER
L'Anse Creuse Public Schools

PROJECT NAME
Bid Package 1
Flooring Replacement
Phase 1
Yacks Elementary
34700 Union Lake Road,
Harrison Township, MI 48045

PROJECT NO.
24-141C

ISSUES / REVISIONS
BID/CONSTRUCTION 01-17-2025
ADDENDUM #1 01-27-2025

DRAWN BY
AH, PJE
CHECKED BY
MS
APPROVED BY
MAM
SHEET NAME

GROUND LEVEL
FINISH FLOOR
PLAN - AREA B

SHEET NO.
A9-02

GENERAL NOTES - FINISH FLOOR PLANS:

- A. ALL SURFACES TO RECEIVE NEW MATERIAL ARE TO BE PREPPED AS REQUIRED BY MANUFACTURER PRIOR TO INSTALLATION.
- B. REFERENCE ROOM FINISH SCHEDULE AND MATERIAL FINISH / COLOR SCHEDULE (SPEC SECTION 000200) FOR ADDITIONAL FINISH INFORMATION.
- B. MCT COLOR TRANSITION TO BEGIN AT FIRST JOINT INSIDE CORNER OF WALL AT ALL DOORWAYS SHOWN AS HAVING A COLOR TRANSITION.
- C. ALL DIMENSIONS ARE SHOWN AS +/- AND NEED TO BE VERIFIED IN FIELD.
- D. UNLESS OTHERWISE NOTED, FLOOR FINISHES TRANSITION UNDER THE CENTERLINE OF DOORS (WHEREVER APPLICABLE).
- E. REFER TO A0-03 ROOM FINISH SCHEDULE FOR TRANSITION DETAILS.
- F. ALL SF AREAS ARE APPROXIMATE, VERIFY IN FIELD.

KEY NOTES - FINISH FLOOR PLANS:

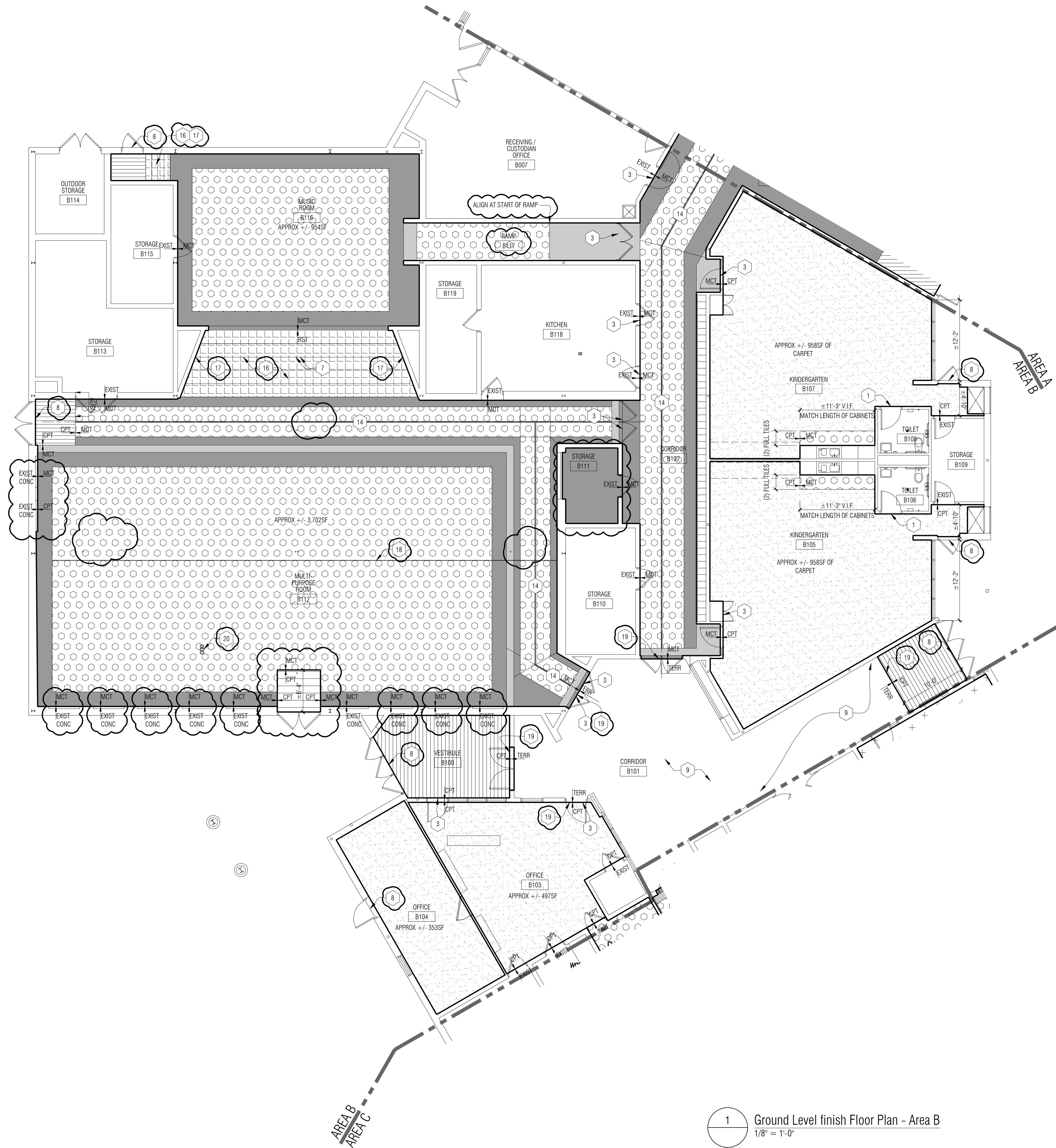
- 1 EXISTING THRESHOLD TO REMAIN
- 2 EXISTING CLEANOUTS TO REMAIN
- 3 REMOVE AND REINSTALL EXISTING FLOOR MOUNTED DOOR LOCK RECEIVER
- 4 BASKETBALL COURT LINES TO BE 2" WIDE PAINT COLOR-1 AS INDICATED IN SPEC SECTION 096600 ALTERNATE #3
- 5 WALL FLOOR COURT LINES TO BE 2" WIDE PAINT COLOR-2 AS INDICATED IN SPEC SECTION 096600 ALTERNATE #3
- 6 REMOVE AND REINSTALL EXISTING GYM EQUIPMENT FLOOR PLATE AT NEW FLOOR ELEVATION (ALTERNATE #2 AND #3)
- 7 REMOVE AND REINSTALL EXISTING ELECTRICAL OUTLET COVER PLATE ON STAIR RISER @ NEW FLOOR ELEVATION
- 8 INSTALL RUBBER THRESHOLD (TYPE T-50) DIRECTLY ADJACENT TO EXISTING ALUMINUM THRESHOLD TO REMAIN TO CAPTURE CUT EDGE OF CARPET
- 9 REFINISH TERRAZZO SURFACE AND RESEAL - REFER TO SPECIFICATIONS
- 10 ROTATE FLOOR TILE AT THIS LOCATION SO TILE IS PARALLEL TO ADJACENT WALL
- 11 NOT USED
- 12 NOT USED
- 13 NOT USED
- 14 MCT-31, 2" STRIPE CENTERED WITH MC-30 TWO FULL TILES EACH SIDE OF STRIPE
- 15 BASKETBALL COURT LINES SHOULD BE CENTERED ON CENTERLINE OF BASKETBALL BACKBOARD AND HOOP
- 16 GRIND DOWN ANY HIGH POINTS AND EXCESS ADHESIVE FOR CLEAN, DRY SUBSTRATE PRIOR TO INSTALLATION OF RUBBER TREADS W/ INTEGRAL RISERS
- 17 INSTALL CUSTOM CUT 1" ANGLED RUBBER STRINGER AT EDGE OF STAIR, EACH SIDE
- 18 PROVIDE EXPANSION JOINT COVER AT EXISTING BUILDING JOINT. VERIFY LOCATION OF JOINT AFTER DEMOLITION OF CARPET. PROVIDE INPRO 801 FLOOR TO FLOOR EXPANSION JOINT COVER WITH STAINLESS STEEL FINISH OR EQUAL BY BALCO OR CONSTRUCTION SPECIALTIES
- 19 GRIND DOWN 1/4" OF CONCRETE ± 1'-0" FROM TRANSITION LOCATION AND INSTALL TERRAZZO TRANSITION STRIP. INSTALL FLOOR STONE AT DEPTH AS REQD FOR FLUSH TRANSITION BETWEEN FLOORING MATERIALS
- 20 REMOVE AND REINSTALL EXISTING ELECTRICAL FLOOR BOX COVER AT NEW FLOOR ELEVATION (ALTERNATE #1 AND #2)

FINISH FLOOR PLAN LEGEND:


SCALE OF HATCH PATTERNS MAY VARY DEPENDING ON ROOM SIZE. IT IS THE DESIGN INTENT THAT THE PATTERN SHAPE DEPICTS THE MATERIAL.

	MCT-10		CPT-10		RF-10
	MCT-11		CPT-11		RF-11
	MCT-12		CPT-12		
	MCT-13		CPT-13		RST-10

XX XX
FLOOR TRANSITION



1 Ground Level finish Floor Plan - Area B
1/8" = 1'-0"



PARTNERS in Architecture, PLC
 65 MARKET STREET
 MOUNT CLEMENS, MI 48043
 P 586.469.3600

Statement of Intellectual Property

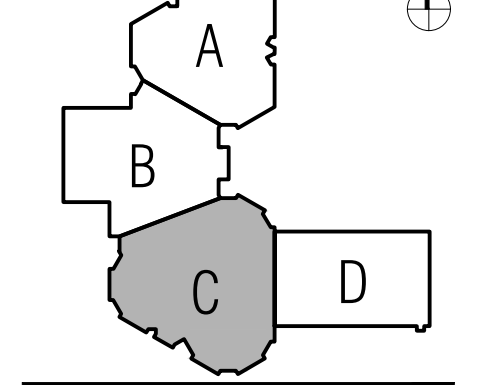
The ideas, concepts, drawings and thoughts conveyed herein are the intellectual property of PARTNERS in Architecture, PLC, 65 Market Street, Mount Clemens, MI, 48043 (P 586.469.3600). This set of drawings, in whole or in part, may not be reproduced, without the written consent of PARTNERS in Architecture, PLC. This information is protected under U.S. Copyright Law, all rights reserved.

© Copyright 2025

THIS DRAWING IS NOT TO BE USED FOR CONSTRUCTION UNLESS ISSUED BELOW SPECIFICALLY FOR "BIDDING / CONSTRUCTION"

CONSULTANT

KEY PLAN



OWNER

L'Anse Creuse Public Schools

PROJECT NAME

Bid Package 1
 Flooring Replacement
 Phase 1
 Yacks Elementary

34700 Union Lake Road,
 Harrison Township, MI 48045

PROJECT NO.

24-141C

ISSUES / REVISIONS

BID/CONSTRUCTION 01-17-2025
 ADDENDUM #1 01-27-2025

DRAWN BY

AH, PJE

CHECKED BY

MS

APPROVED BY

MAM

SHEET NAME

GROUND LEVEL
 FINISH FLOOR
 PLAN - AREA C

SHEET NO.

A9-03

GENERAL NOTES - FINISH FLOOR PLANS:

- A. ALL SURFACES TO RECEIVE NEW MATERIAL ARE TO BE PREPPED AS REQUIRED BY MANUFACTURER PRIOR TO INSTALLATION.
- B. REFERENCE ROOM FINISH SCHEDULE AND MATERIAL FINISH / COLOR SCHEDULE (SPEC SECTION 000200) FOR ADDITIONAL FINISH INFORMATION.
- B. MCT COLOR TRANSITION TO BEGIN AT FIRST JOINT INSIDE CORNER OF WALL AT ALL DOORWAYS SHOWN AS HAVING A COLOR TRANSITION.
- C. ALL DIMENSIONS ARE SHOWN AS +/- AND NEED TO BE VERIFIED IN FIELD.
- D. UNLESS OTHERWISE NOTED, FLOOR FINISHES TRANSITION UNDER THE CENTERLINE OF DOORS (WHEREVER APPLICABLE).
- E. REFER TO A0-03 ROOM FINISH SCHEDULE FOR TRANSITION DETAILS.
- F. ALL SF AREAS ARE APPROXIMATE, VERIFY IN FIELD.

KEY NOTES - FINISH FLOOR PLANS:

- 1 EXISTING THRESHOLD TO REMAIN
- 2 EXISTING CLEANOUTS TO REMAIN
- 3 REMOVE AND REINSTALL EXISTING FLOOR MOUNTED DOOR LOCK RECEIVER
- 4 BASKETBALL COURT LINES TO BE 2" WIDE PAINT COLOR-1 AS INDICATED IN SPEC SECTION 096600 ALTERNATE #3
- 5 WALL FLOOR MOUNT COURT LINES TO BE 2" WIDE PAINT COLOR-2 AS INDICATED IN SPEC SECTION 096600 ALTERNATE #3
- 6 REMOVE AND REINSTALL EXISTING GYM EQUIPMENT FLOOR PLATE AT NEW FLOOR ELEVATION (ALTERNATE #2 AND #3)
- 7 REMOVE AND REINSTALL EXISTING ELECTRICAL OUTLET COVER PLATE ON STAIR RISER @ NEW FLOOR ELEVATION
- 8 INSTALL RUBBER THRESHOLD (TYPE T-50) DIRECTLY ADJACENT TO EXISTING ALUMINUM THRESHOLD TO REMAIN TO CAPTURE CUT EDGE OF CARPET
- 9 REFINISH TERRAZZO SURFACE AND RESEAL - REFER TO SPECIFICATIONS
- 10 ROTATE FLOOR TILE AT THIS LOCATION SO TILE IS PARALLEL TO ADJACENT WALL
- 11 NOT USED
- 12 NOT USED
- 13 NOT USED
- 14 MCT-31, 2" STRIPE CENTERED WITH MC-30 TWO FULL TILES EACH SIDE OF STRIPE
- 15 BASKETBALL COURT LINES SHOULD BE CENTERED ON CENTERLINE OF BASKETBALL BACKBOARD AND HOOP
- 16 GRIND DOWN ANY HIGH POINTS AND EXCESS ADHESIVE FOR CLEAN, DRY SUBSTRATE PRIOR TO INSTALLATION OF RUBBER TREADS W/ INTEGRAL RISERS
- 17 INSTALL CUSTOM CUT 10" ANGLED RUBBER STRINGER AT EDGE OF STAIR, EACH SIDE
- 18 PROVIDE EXPANSION JOINT COVER AT EXISTING BUILDING JOINT. VERIFY LOCATION OF JOINT AFTER DEMOLITION OF CARPET. PROVIDE INPRO 801 FLOOR TO FLOOR EXPANSION JOINT COVER WITH STAINLESS STEEL FINISH OR EQUAL BY BALCO OR CONSTRUCTION SPECIALTIES
- 19 GRIND DOWN 1/4" OF CONCRETE ±1'-0" FROM TRANSITION LOCATION AND INSTALL TERRAZZO TRANSITION STRIP. INSTALL FLOOR STONE AT DEPTH AS REQD FOR FLUSH TRANSITION BETWEEN FLOORING MATERIALS
- 20 REMOVE AND REINSTALL EXISTING ELECTRICAL FLOOR BOX COVER AT NEW FLOOR ELEVATION (ALTERNATE #1 AND #2)

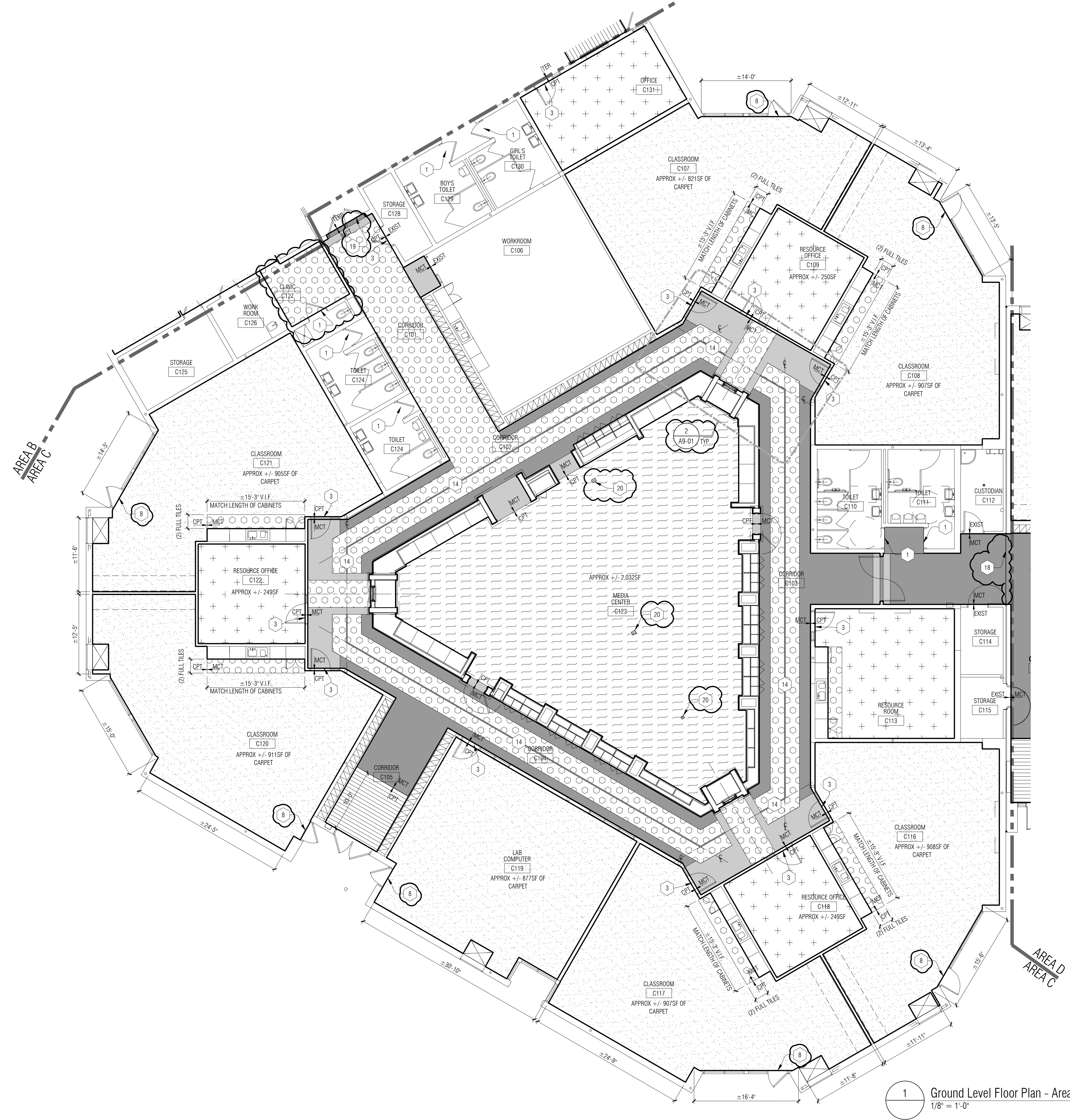
FINISH FLOOR PLAN LEGEND:

SCALE OF HATCH PATTERNS MAY VARY DEPENDING ON ROOM SIZE. IT IS THE DESIGN INTENT THAT THE PATTERN SHAPE DEPICTS THE MATERIAL


	MCT-10		CPT-10		RF-10
	MCT-11		CPT-11		RF-11
	MCT-12		CPT-12		
	MCT-13		CPT-13		RST-10

XX XX

FLOOR TRANSITION



1 Ground Level Floor Plan - Area C
 1/8" = 1'-0"



PARTNERS in Architecture, PLC
 65 MARKET STREET
 MOUNT CLEMENS, MI 48043
 P 586.469.3600

Statement of Intellectual Property

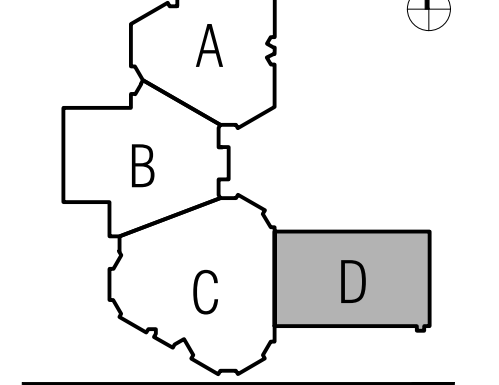
The ideas, concepts, drawings and thoughts conveyed herein are the intellectual property of PARTNERS in Architecture, PLC, 65 Market Street, Mount Clemens, MI, 48043 (P 586.469.3600). This set of drawings, in whole or in part, may not be reproduced, without the written consent of PARTNERS in Architecture, PLC. This information is protected under U.S. Copyright Law, all rights reserved.

© Copyright 2025

THIS DRAWING IS NOT TO BE USED FOR CONSTRUCTION UNLESS ISSUED BELOW SPECIFICALLY FOR "BIDDING / CONSTRUCTION"

CONSULTANT

KEY PLAN



OWNER

L'Anse Creuse Public Schools

PROJECT NAME

Bid Package 1
 Flooring Replacement
 Phase 1
 Yacks Elementary

34700 Union Lake Road,
 Harrison Township, MI 48045

PROJECT NO.

24-141C

ISSUES / REVISIONS

BID/CONSTRUCTION 01-17-2025
 ADDENDUM #1 01-27-2025

DRAWN BY

AH, PJE

CHECKED BY

MS

APPROVED BY

MAM

SHEET NAME

GROUND LEVEL
 FINISH FLOOR
 PLAN - AREA D

SHEET NO.

A9-04

GENERAL NOTES - FINISH FLOOR PLANS:

- A. ALL SURFACES TO RECEIVE NEW MATERIAL ARE TO BE PREPPED AS REQUIRED BY MANUFACTURER PRIOR TO INSTALLATION.
- B. REFERENCE ROOM FINISH SCHEDULE AND MATERIAL FINISH / COLOR SCHEDULE (SPEC SECTION 000200) FOR ADDITIONAL FINISH INFORMATION.
- B. MCT COLOR TRANSITION TO BEGIN AT FIRST JOINT INSIDE CORNER OF WALL AT ALL DOORWAYS SHOWN AS HAVING A COLOR TRANSITION.
- C. ALL DIMENSIONS ARE SHOWN AS +/- AND NEED TO BE VERIFIED IN FIELD.
- D. UNLESS OTHERWISE NOTED, FLOOR FINISHES TRANSITION UNDER THE CENTERLINE OF DOORS (WHEREVER APPLICABLE).
- E. REFER TO A0-03 ROOM FINISH SCHEDULE FOR TRANSITION DETAILS.
- F. ALL SF AREAS ARE APPROXIMATE, VERIFY IN FIELD.

KEY NOTES - FINISH FLOOR PLANS:

- 1 EXISTING THRESHOLD TO REMAIN
- 2 EXISTING CLEANOUTS TO REMAIN
- 3 REMOVE AND REINSTALL EXISTING FLOOR MOUNTED DOOR LOCK RECEIVER
- 4 BASKETBALL COURT LINES TO BE 2" WIDE PAINT COLOR-1 AS INDICATED IN SPEC SECTION 096600 ALTERNATE #3
- 5 WALL FLOOR COURT LINES TO BE 2" WIDE PAINT COLOR-2 AS INDICATED IN SPEC SECTION 096600 ALTERNATE #3
- 6 REMOVE AND REINSTALL EXISTING GYM EQUIPMENT FLOOR PLATE AT NEW FLOOR ELEVATION (ALTERNATE #2 AND #3)
- 7 REMOVE AND REINSTALL EXISTING ELECTRICAL OUTLET COVER PLATE ON STAIR RISER @ NEW FLOOR ELEVATION
- 8 INSTALL RUBBER THRESHOLD (TYPE T-50) DIRECTLY ADJACENT TO EXISTING ALUMINUM THRESHOLD TO REMAIN TO CAPTURE CUT EDGE OF CARPET
- 9 REFINISH TERRAZZO SURFACE AND RESEAL - REFER TO SPECIFICATIONS
- 10 ROTATE FLOOR TILE AT THIS LOCATION SO TILE IS PARALLEL TO ADJACENT WALL
- 11 NOT USED
- 12 NOT USED
- 13 NOT USED
- 14 MCT-31, 2" STRIPE CENTERED WITH MC-30 TWO FULL TILES EACH SIDE OF STRIPE
- 15 BASKETBALL COURT LINES SHOULD BE CENTERED ON CENTERLINE OF BASKETBALL BACKBOARD AND HOOP
- 16 GRIND DOWN ANY HIGH POINTS AND EXCESS ADHESIVE FOR CLEAN, DRY SUBSTRATE PRIOR TO INSTALLATION OF RUBBER TREADS W/ INTEGRAL RISERS
- 17 INSTALL CUSTOM CUT 1" ANGLED RUBBER STRINGER AT EDGE OF STAIR, EACH SIDE
- 18 PROVIDE EXPANSION JOINT COVER AT EXISTING BUILDING JOINT. VERIFY LOCATION OF JOINT AFTER DEMOLITION OF CARPET. PROVIDE INPRO 801 FLOOR TO FLOOR EXPANSION JOINT COVER WITH STAINLESS STEEL FINISH OR EQUAL BY BALCO OR CONSTRUCTION SPECIALTIES
- 19 GRIND DOWN $\pm 1/4"$ OF CONCRETE $\pm 1'-0"$ FROM TRANSITION LOCATION AND INSTALL TERRAZZO TRANSITION STRIP. INSTALL FLOOR STONE AT DEPTH AS REQD FOR FLUSH TRANSITION BETWEEN FLOORING MATERIALS
- 20 REMOVE AND REINSTALL EXISTING ELECTRICAL FLOOR BOX COVER AT NEW FLOOR ELEVATION (ALTERNATE #1 AND #2)

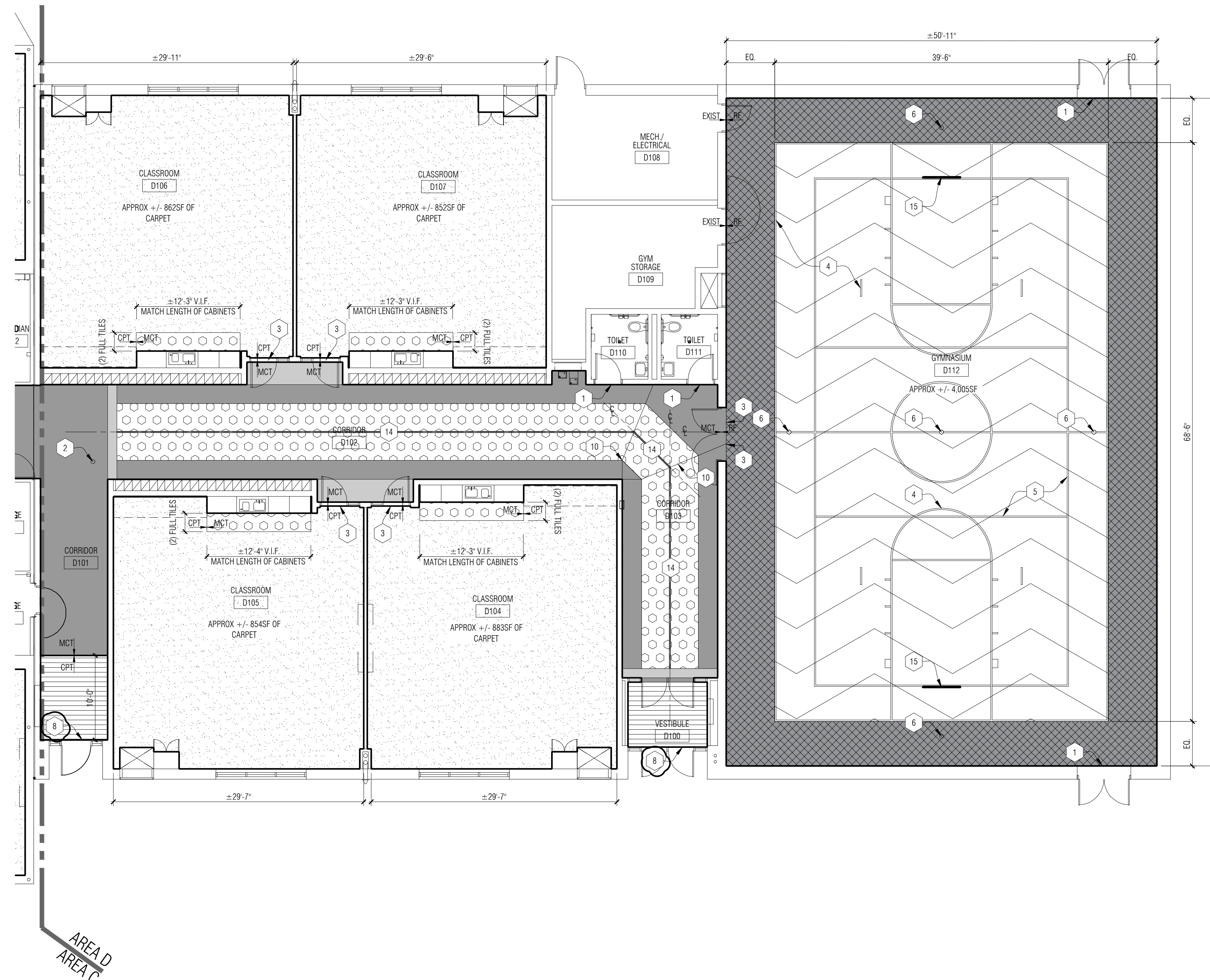
FINISH FLOOR PLAN LEGEND:

SCALE OF HATCH PATTERNS MAY VARY DEPENDING ON ROOM SIZE. IT IS THE DESIGN INTENT THAT THE PATTERN SHAPE DEPICTS THE MATERIAL.

	MCT-10		CPT-10		RF-10
	MCT-11		CPT-11		RF-11
	MCT-12		CPT-12		
	MCT-13		CPT-13		RST-10

XX XX

FLOOR TRANSITION



1 Ground Level Floor Plan - Area D
 1/8" = 1'-0"